

# CATALOGUE

Equipment for  
public washrooms

**mediclinics**

EDITION

**29**





## Mediclinics: 50 years of evolution, innovation and commitment

---

Mediclinics was founded in 1974. Eleven years later, in 1985, we began manufacturing what would become one of our most iconic products: the Saniflow® E-85. Its success was no coincidence. Like any project built to last, our journey has been shaped by time, continuous learning, and a firm commitment to doing things the right way.

Beyond technology and design, our products form part of the daily experience of millions of people. They are present in public and professional spaces where comfort, hygiene, and ease of use truly matter. Every Mediclinics solution is created to deliver an intuitive, efficient, and pleasant user experience, helping to shape environments that are comfortable, functional, and thoughtfully maintained.

Over the years, Mediclinics has evolved into an international benchmark in hand dryers and public washroom equipment. This has been achieved through specialisation, technical reliability, efficiency, and a functional, timeless design that integrates seamlessly into even the most demanding spaces. Today, architects, engineers, designers, and specifiers around the world place their trust in our solutions, recognising that the true value of a public washroom lies not only in its appearance, but also in its durability, energy efficiency, regulatory compliance, and ease of maintenance over time.

After 50 years, we continue to move forward with the same philosophy: to innovate with purpose, collaborate with internationally recognised laboratories and certification bodies, and develop products that respond to the real needs of present and future projects. New challenges inspire us to keep improving, exploring new solutions, and strengthening our unwavering commitment to quality and excellence.

I would like to sincerely thank our customers, partners, specifiers, and the entire Mediclinics team for the trust you have placed in us throughout these years. Thanks to your dedication, high standards, and shared vision, today we celebrate half a century of history and look to the future with the same enthusiasm and a firm commitment to continue delivering reliable, efficient, and long-lasting solutions.



**Jaime Visa,**  
General Manager  
of Mediclinics SA

Since 1974,

we have been providing solutions in design,  
efficiency and innovation  
for public washroom equipment.



## OUR MISSION

is to equip public washrooms with high-quality solutions.

We know that these spaces, often underestimated in public environments, deserve special attention. That is why we focus on design, efficiency and safety. We incorporate state-of-the-art technology to transform the user experience and raise the standards of public washrooms.

## OUR VISION

We aim to be the first choice worldwide in public washroom equipment, recognized for our quality, design and innovation. We aspire to transform unique spaces, in order to meet the expectations of the most demanding users, and always staying at the forefront of technology, reliability and sustainability.

## OUR VALUES

are rooted in the trust our customers have placed in us over these 50 years. This trust has been built thanks to our firm commitment to quality, efficiency and innovation, as well as a team dedicated to providing attentive and personalized customer service.

## INNOVATION AS A CENTRAL PILLAR

When designing a new product, we pay attention to every detail to offer innovative solutions that add value to the toilet space. That is why we focus on creating products that are environmentally friendly, deliver high performance and also stand out for their aesthetics.

## RESEARCH AND DEVELOPMENT

We have our own R&D&I department, made up of a highly qualified engineering team, who design and develop new solutions. We also have a testing laboratory that assesses every innovation to ensure it meets the most demanding quality standards.

## IN-HOUSE PRODUCTION

Our facilities are equipped with flexible, modern and highly efficient production lines, operated by skilled staff who receive ongoing training and are responsible for manufacturing our products to our quality standards.

## COMMITMENT TO OUR CUSTOMERS

Customer satisfaction is one of our main priorities. That is why we have a specialized, professional and proactive sales and service team that is ready to provide effective solutions to all your needs.

## LOGISTICS CAPACITY

With over 6,000 m<sup>2</sup>, our central warehouse is equipped with modern handling and storage systems, enabling us to guarantee swift and efficient order preparation, packing and dispatch processes.

## QUALITY, OUR FUNDAMENTAL PILLAR



Our Quality Management department, made up of highly qualified and expert professionals, ensures that our products meet the most demanding quality standards, guaranteeing their durability and efficiency. In addition, all our processes are certified in accordance with the international standard EN ISO 9001.







## CERTIFICATION AND SAFETY

Our products comply with the strict safety and quality standards required by the market. To guarantee this, we have certification and verification from renowned external laboratories, such as VDE (Verband der Elektrotechnik und Elektronik), TÜV Rheinland and UL (Underwriters Laboratories).

**Rooted in these principles, we move forward on our journey toward excellence, as we have for the past five decades. With our eyes on the future and our commitment firmly anchored in the present, we strive to inspire professionals in search of innovative, high-quality design solutions for their projects.**

# Contents

Chapter ▶ <b>01</b>	Hand dryers .....		Page <b>9</b>
Chapter ▶ <b>02</b>	Behind the mirror solutions .....		Page <b>53</b>
Chapter ▶ <b>03</b>	Wash and dry units .....		Page <b>63</b>
Chapter ▶ <b>04</b>	Baby changing stations .....		Page <b>77</b>
Chapter ▶ <b>05</b>	Hair dryers .....		Page <b>87</b>
Chapter ▶ <b>06</b>	Soap dispensers .....		Page <b>97</b>
Chapter ▶ <b>07</b>	Toilet paper dispensers .....		Page <b>111</b>
Chapter ▶ <b>08</b>	Paper towel dispensers .....		Page <b>123</b>
Chapter ▶ <b>09</b>	Waste bins and other containers .....		Page <b>131</b>

Chapter ▶ <b>10</b>	Combined units .....		Page <b>143</b>
Chapter ▶ <b>11</b>	Bathroom accessories .....		Page <b>149</b>
Chapter ▶ <b>12</b>	Signage .....		Page <b>175</b>
Chapter ▶ <b>13</b>	Grab bars and other mobility aids .....		Page <b>179</b>
Chapter ▶ <b>14</b>	Stainless steel sanitary ware .....		Page <b>199</b>
Chapter ▶ <b>15</b>	Water fountains .....		Page <b>207</b>
▶ <b>Appendix</b>	.....		Page <b>213</b>





Speedflow® Plus – ref. M17AB

## Eco-fast range

The fastest drying with the lowest energy consumption

---

Hand dryers with **cutting-edge design and state-of-the-art technology** offer exceptional functionality, hygiene and safety. They feature a HEPA filter and, depending on the model, Ion Hygienic® technology and Biocote® antimicrobial additive, making them **the most hygienic on the market**. They also have **low energy consumption**, enabling efficient drying with minimal environmental and noise impact. Ideal for high-traffic areas seeking to **stand out in design, sustainability and efficiency**.



WATCH VIDEO

U-flow® – ref. M23AB

# U-flow®

Freedom of movement,  
design and innovation



DESIGN  
AWARD  
2024



EUROPEAN  
PRODUCT  
DESIGN  
AWARD



Delta de Bronce  
ADI Awards 2024



Its U-shaped design makes it the only hand dryer that facilitates **complete freedom of movement and totally hygienic drying.**  
Ideal for **busy washroom facilities** looking to stand out in design, hygiene and sustainability.

# U-flow®



Delta de Bronce  
ADI Awards 2024



### M23A

MATERIAL: ABS  
FINISH: white



### M23AB

MATERIAL: ABS  
FINISH: matt black



### M23ABT

MATERIAL: ABS  
FINISH: total matt black



### M23ACS

MATERIAL: ABS  
FINISH: satin



120 x 80 x 105cm

### COLOR CUSTOMIZATION

With U-flow®, you can personalize the colors of both the cover and the drying area, enhancing your brand presence or seamlessly complementing the design of any public washroom. Transform the space into a unique, modern, and sophisticated environment with U-flow®.




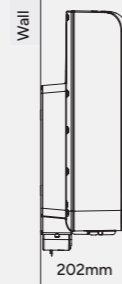
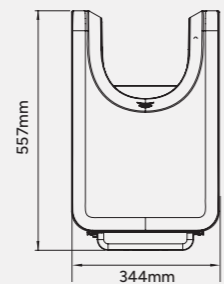
### Anti-splash wall panel for U-flow® hand dryer

Ref. KT023CS

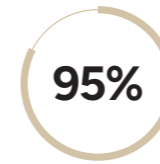
### TECHNICAL SPECIFICATIONS

M23A · M23AB · M23ABT · M23ACS

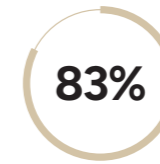
Voltage	220-240V
Frequency	50/60Hz
Electrical insulation	Class I
Total power	420 – 1,500 W
Power consumption	3.2 – 6.4 A
Protection level	IP 23
Weight	7.1 kg



## Energy efficiency



Energy savings compared to conventional hand dryers




Savings compared to paper consumption\*



Hand drying time

- 1 AUTOMATIC**  
Sensor-operated.
- 2 PLUG-IN TECHNOLOGY**  
For immediate replacement of the hand dryer.
- 3 ANTI-MICROBIAL PROTECTION**  
Surface coated with Biocote®.
- 4 NO WATER SPLASHES**  
Includes 2 removable water tanks. Possibility of direct connection to drain.
- 5 PLEASANT FRAGRANCE**  
**Optional:** Fragrance beads (ref. RCFB001).
- 6 TOTAL HYGIENE**  
Features Ion Hygienic® technology and HEPA media filter.
- 7 ENERGY EFFICIENCY**  
Adjustable motor speed and heating element.



\*Calculations based on the assumption that 2 paper towels are required per hand dry and each towel weighs 2 grams. Data sources: Spanish electricity mix (2023) according to the report by the National Commission on Markets and Competition (CNMC), EPLCA (European Platform on LCA) Emission Factors.



# dualflow<sup>®</sup> plus

Next-generation drying



**Highly efficient, low-energy hand dryer**, perfect for high-traffic environments. Its cutting-edge technology ensures **ultra-fast drying, energy savings and safety.**



Dualflow<sup>®</sup> Plus – ref. M14AB

# dualflow<sup>®</sup> plus



## dualflow<sup>®</sup> plus (BRUSHLESS MOTOR)



**M24A**  
**Ref. with optional extras:**  
 M24A-DES (dryer with connection to drain), M24A-I (dryer with ionizer), M24A-DES-I (dryer with connection to drain and ionizer)

**MATERIAL: ABS**  
**FINISH: white**



**M24AB**  
**Ref. with optional extras:**  
 M24AB-DES (dryer with connection to drain), M24AB-I (dryer with ionizer), M24AB-DES-I (dryer with connection to drain and ionizer)

**MATERIAL: ABS**  
**FINISH: matte black**



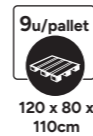
**M24ABT**  
**Ref. with optional extras:**  
 M24ABT-DES (dryer with connection to drain), M24ABT-I (dryer with ionizer), M24ABT-DES-I (dryer with connection to drain and ionizer)

**MATERIAL: ABS**  
**FINISH: total matte black**



**M24ACS**  
**Ref. with optional extras:**  
 M24ACS-DES (dryer with connection to drain), M24ACS-I (dryer with ionizer), M24ACBS-DES-I (dryer with connection to drain and ionizer)

**MATERIAL: ABS**  
**FINISH: satin**



## dualflow<sup>®</sup> (BRUSHED MOTOR)



**M14A**  
**Ref. with optional extras:**  
 M14A-DES (dryer with connection to drain), M14A-I (dryer with ionizer), M14A-DES-I (dryer with connection to drain and ionizer)

**MATERIAL: ABS**  
**FINISH: white**



**M14AB**  
**Ref. with optional extras:**  
 M14AB-DES (dryer with connection to drain), M14AB-I (dryer with ionizer), M14AB-DES-I (dryer with connection to drain and ionizer)

**MATERIAL: ABS**  
**FINISH: matte black**



**M14ABT**  
**Ref. with optional extras:**  
 M14ABT-DES (dryer with connection to drain), M14ABT-I (dryer with ionizer), M14ABT-DES-I (dryer with connection to drain and ionizer)

**MATERIAL: ABS**  
**FINISH: total matte black**

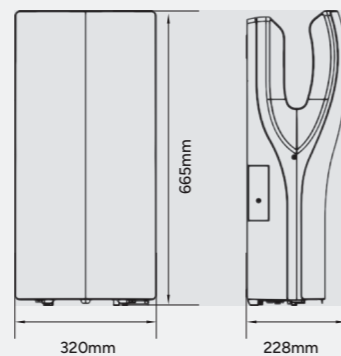


**M14ACS**  
**Ref. with optional extras:**  
 M14ACS-DES (dryer with connection to drain), M14ACS-I (dryer with ionizer), M14ACS-DES-I (dryer with connection to drain and ionizer)

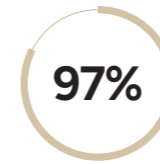
**MATERIAL: ABS**  
**FINISH: satin**

### TECHNICAL SPECIFICATIONS

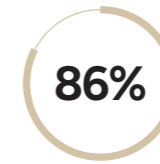
Voltage	220-240V
Frequency	50/60Hz
Electrical insulation	Class I
Total power	
Brushless motor	250 – 1,100 W
Brushed motor	420 – 1,500 W
Power consumption	
Brushless motor	1.3 – 4.8 A
Brushed motor	3.2 – 6.4 A
Protection level	IPX4
Weight	
Brushless motor	8.50 kg
Brushed motor	8.30 kg



## Energy efficiency



Energy savings compared to conventional hand dryers




Savings compared to paper consumption\*



Hand drying time

- 1 AUTOMATIC**  
Sensor-operated.
- 2 BRUSHLESS MOTOR**  
Prevents wear and the need for maintenance.  
**Optional:** Brushed motor.
- 3 ANTI-MICROBIAL PROTECTION**  
Surface coated with Biocote®.
- 4 NO WATER SPLASHES**  
Removable water tank.  
**Optional:** connection to mains drain (ref. KITDESM14A).
- 5 PLEASANT FRAGRANCE**  
**Optional:** Fragrance beads (ref. RCFB001).
- 6 TOTAL HYGIENE**  
HEPA media filter.  
**Optional:** Ion Hygienic®.
- 7 ENERGY EFFICIENCY**  
Adjustable motor speed and heating element.



\*Calculations based on the assumption that 2 paper towels are required per hand dry and each towel weighs 2 grams. Data sources: Spanish electricity mix (2023) according to the report by the National Commission on Markets and Competition (CNMC), EPLCA (European Platform on LCA) Emission Factors.



# machflow® plus

Energy efficiency  
for high-traffic areas



Designed for busy spaces that require **compact, powerful and reliable equipment**. With a high-tech **motor**, it offers **fast drying and low energy consumption**. Equipped with a **PLUG-IN system** that ensures 24/7 operation.



WATCH VIDEO

Machflow® Plus – ref. M19AB

# machflow® plus



## machflow® plus (BRUSHLESS MOTOR)



**M19A**  
 Ref. with optional extras:  
 M19A-FIL (dryer with HEPA media filter), M19A-I (dryer with HEPA media filter and ionizer)  
 MATERIAL: steel  
 FINISH: white epoxy



**M19AB**  
 Ref. with optional extras:  
 M19AB-FIL (dryer with HEPA media filter), M19AB-I (dryer with HEPA media filter and ionizer)  
 MATERIAL: steel  
 FINISH: matte black epoxy



**M19AC**  
 Ref. with optional extras:  
 M19AC-FIL (dryer with HEPA media filter), M19AC-I (dryer with HEPA media filter and ionizer)  
 MATERIAL: stainless steel AISI 304  
 FINISH: bright



**M19ACS**  
 Ref. with optional extras:  
 M19ACS-FIL (dryer with HEPA media filter), M19ACS-I (dryer with HEPA media filter and ionizer)  
 MATERIAL: stainless steel AISI 304  
 FINISH: satin



## machflow® (BRUSHED MOTOR)



**M09A**  
 Ref. with optional extras:  
 M09A-FIL (dryer with HEPA media filter), M09A-I (dryer with HEPA media filter and ionizer)  
 MATERIAL: steel  
 FINISH: white epoxy



**M09AB**  
 Ref. with optional extras:  
 M09AB-FIL (dryer with HEPA media filter), M09AB-I (dryer with HEPA media filter and ionizer)  
 MATERIAL: steel  
 FINISH: matte black epoxy




**M09AC**  
 Ref. with optional extras:  
 M09AC-FIL (dryer with HEPA media filter), M09AC-I (dryer with HEPA media filter and ionizer)  
 MATERIAL: stainless steel AISI 304  
 FINISH: bright





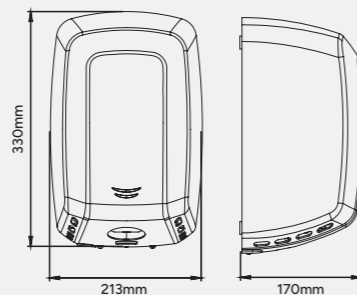
**M09ACS**  
 Ref. with optional extras:  
 M09ACS-FIL (dryer with HEPA media filter), M09ACS-I (dryer with HEPA media filter and ionizer)  
 MATERIAL: stainless steel AISI 304  
 FINISH: satin

Optional: PVD coating  
 See page 214

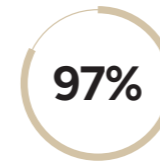


### TECHNICAL SPECIFICATIONS

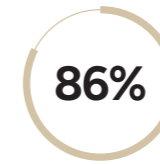
Voltage	220-240V
Frequency	50/60Hz
Electrical insulation	Class I
Total power	
Brushless motor	250 – 1,100 W
Brushed motor	420 – 1,500 W
Power consumption	
Brushless motor	1.3 – 4.8 A
Brushed motor	3.2 – 6.4 A
Protection level	IP 23
Weight	
Brushless motor	5.50 kg
Brushed motor	5.10 kg



## Energy efficiency



Energy savings compared to conventional hand dryers



Savings compared to paper consumption\*



Hand drying time

- 1 AUTOMATIC**  
Sensor-operated.
- 2 PLUG-IN TECHNOLOGY**  
For immediate replacement of the dryer (plug-in kit ref. KTP009).
- 3 BRUSHLESS MOTOR**  
Prevents wear and the need for maintenance.  
Optional: Standard motor.
- 4 PLEASANT FRAGRANCE**  
Optional: Fragrance beads (ref. RCFB001).
- 5 TOTAL HYGIENE**  
HEPA media filter.  
Optional: Ion Hygienic®.
- 6 ENERGY EFFICIENCY**  
Adjustable motor speed and heating element.



\*Calculations based on the assumption that 2 paper towels are required per hand dry and each towel weighs 2 grams. Data sources: Spanish electricity mix (2023) according to the report by the National Commission on Markets and Competition (CNMC), EPLCA (European Platform on LCA) Emission Factors.



Speedflow® Plus – ref. M17AB



WATCH VIDEO

# speedflow® plus

Maximum performance  
for compact spaces



Ultra-slim hand dryer, making it the perfect solution for public washroom facilities that **need to comply with ADAAG accessibility standards**. It also features an elegant design and efficient energy consumption.

# speedflow® plus



## speedflow® plus (ECO-FAST MOTOR)



**M17A / M17AF**  
 Ref. with optional extras:  
 M17A-I (dryer with ionizer)  
 M17AF-I (dryer with ionizer)  
 MATERIAL: steel (M17A/M17A-I);  
 cast iron (M17AF/M17AF-I)  
 FINISH: white epoxy (M17A/  
 M17A-I); white enamelled coating  
 (M17AF/M17AF-I)



**M17AB**  
 Ref. with optional extras:  
 M17AB-I (dryer with ionizer)  
 MATERIAL: steel  
 FINISH: matte black epoxy



**M17AC**  
 Ref. with optional extras:  
 M17AC-I (dryer with ionizer)  
 MATERIAL: stainless steel AISI 304  
 FINISH: bright



**M17ACS**  
 Ref. with optional extras:  
 M17ACS-I (dryer with ionizer)  
 MATERIAL: stainless steel AISI 304  
 FINISH: satin



## speedflow® (STANDARD MOTOR)



**M06A / M06AF**  
 MATERIAL: steel (M06A); cast  
 iron (M06AF)  
 FINISH: white epoxy (M06A);  
 white enamelled coating (M06AF)



**M06AB**  
 MATERIAL: steel  
 FINISH: matte black epoxy



**M06AC**  
 MATERIAL: stainless steel AISI 304  
 FINISH: bright



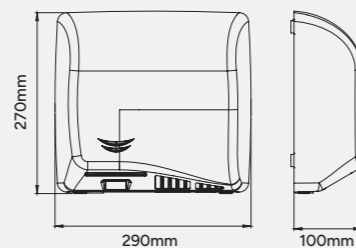
**M06ACS**  
 MATERIAL: stainless steel AISI 304  
 FINISH: satin

Optional: PVD coating  
 See page 214

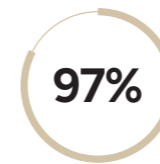


### TECHNICAL SPECIFICATIONS

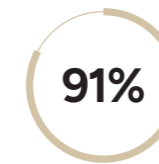
Voltage	220-240V
Frequency	50/60Hz
Electrical insulation	Class I
Total power	
Eco-fast motor	180 – 850 W
Standard motor	110 – 1,150 W
Power consumption	
Eco-fast motor	2.5 – 5 A
Standard motor	1.3 – 4.8 A
Protection level	IP 23
Weight	
Eco-fast motor	3.20 kg
Brushed motor	3.80 kg



## Energy efficiency



Energy savings compared to  
 conventional hand dryers



Savings compared to  
 paper consumption\*



Hand drying time

- 1 AUTOMATIC**  
Sensor-operated.
- 2 ENERGY EFFICIENCY**  
Adjustable motor speed and heating element.
- 3 ULTRA-SLIM DESIGN (ADA)**  
Projects only 10cm from the wall.
- 4 TOTAL HYGIENE**  
HEPA media filter included.  
Optional: Ion Hygienic®.
- 5 PLEASANT FRAGRANCE**  
Optional: Fragrance beads (ref. RCFB002).



\*Calculations based on the assumption that 2 paper towels are required per hand dry and each towel weighs 2 grams. Data sources: Spanish electricity mix (2023) according to the report by the National Commission on Markets and Competition (CNMC), EPLCA (European Platform on LCA) Emission Factors.



## High-traffic range

High resistance and durability

---

Hand dryers made from **robust, high-quality materials** that protect them against vandalism and ensure a long service life. Equipped with a high-power motor that enables **fast and efficient drying**. Excellent performance solutions, ideal for high-traffic locations such as airports, stadiums, shopping centres or gyms.



Saniflow® automatic – ref. E05A

saniflow®

The winning choice



Its **robustness, resistance and high functionality** make it a **safe choice**. Designed with high-quality materials, this dryer is the perfect choice for high-traffic areas seeking **reliability and durability**.

saniflow®  
Sensor operated



**E05A**  
MATERIAL: steel  
FINISH: white epoxy



**E05AB**  
MATERIAL: steel  
FINISH: matte black epoxy



**E05AC**  
MATERIAL: stainless steel  
AISI 304  
FINISH: bright



**E05ACS**  
MATERIAL: stainless steel AISI 304  
FINISH: satin



120 x 80 x 120cm



**E85A**  
MATERIAL: cast iron  
FINISH: white enamelled coating


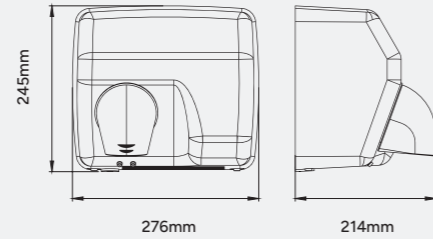


120 x 80 x 120cm

TECHNICAL SPECIFICATIONS

E05A / E05AB / E05AC / E05ACS

Voltage	220-240V
Frequency	50/60Hz
Electrical insulation	Class I
Total power	2,250 W
Power consumption	10 A
Protection level	IP 21
Weight	4.65 kg

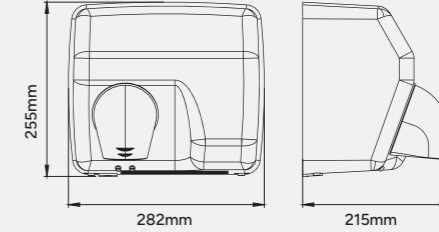


TECHNICAL DATA SHEET

TECHNICAL SPECIFICATIONS

E85A

Voltage	220-240V
Frequency	50/60Hz
Electrical insulation	Class I
Total power	2,250 W
Power consumption	10 A
Protection level	IP 21
Weight	11.50 kg



TECHNICAL DATA SHEET



**E88A**  
MATERIAL: steel  
FINISH: white enamelled coating



**E88AC**  
MATERIAL: steel  
FINISH: bright chromed



**E88ACS**  
MATERIAL: steel  
FINISH: satin chromed



**E88AO**  
MATERIAL: steel  
FINISH: gold plating


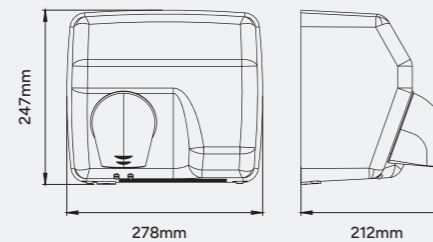


120 x 80 x 120cm

TECHNICAL SPECIFICATIONS

E88A / E88AC / E88ACS / E88AO

Voltage	220-240V
Frequency	50/60Hz
Electrical insulation	Class I
Total power	2,250 W
Power consumption	10 A
Protection level	IP 21
Weight	4.65 kg



TECHNICAL DATA SHEET

# saniflow®

Push-button operated



**E05**  
MATERIAL: steel  
FINISH: white epoxy



**E05B**  
MATERIAL: steel  
FINISH: matte black epoxy



**E05C**  
MATERIAL: stainless steel  
AISI 304  
FINISH: bright



**E05CS**  
MATERIAL: stainless steel AISI 304  
FINISH: satin



120 x 80 x 120cm



**E85**  
MATERIAL: cast iron  
FINISH: white enamelled coating

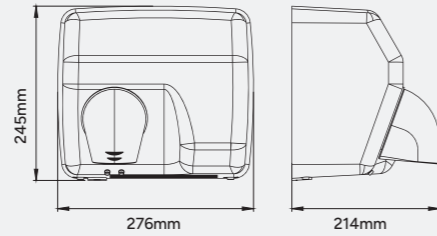


120 x 80 x 120cm

### TECHNICAL SPECIFICATIONS

#### E05 / E05B / E05C / E05CS

Voltage	220-240V
Frequency	50/60Hz
Electrical insulation	Class I
Total power	2,250 W
Power consumption	10 A
Protection level	IP 21
Weight	4.65 kg

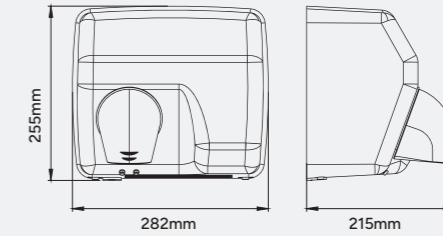


TECHNICAL DATA SHEET

### TECHNICAL SPECIFICATIONS

#### E85

Voltage	220-240V
Frequency	50/60Hz
Electrical insulation	Class I
Total power	2,250 W
Power consumption	10 A
Protection level	IP 21
Weight	11.50 kg



TECHNICAL DATA SHEET



**E88**  
MATERIAL: steel  
FINISH: white enamelled coating



**E88C**  
MATERIAL: steel  
FINISH: bright chromed



**E88CS**  
MATERIAL: steel  
FINISH: satin chromed



**E88O**  
MATERIAL: steel  
FINISH: gold plating

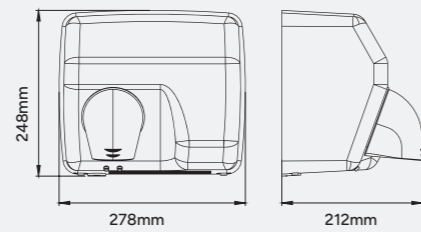


120 x 80 x 120cm

### TECHNICAL SPECIFICATIONS

#### E88 / E88C / E88CS / E88O

Voltage	220-240V
Frequency	50/60Hz
Electrical insulation	Class I
Total power	2,250 W
Power consumption	10 A
Protection level	IP 21
Weight	4.65 kg



TECHNICAL DATA SHEET



Mediflow® – ref. M02ACS

mediflow®

Intelligent and powerful



One of the **most powerful hand dryers in its category**. With the option to integrate LogicDry technology to **adjust the air temperature** to the ambient temperature. Ideal for busy washroom facilities seeking **comfort and energy savings**.



This Mediflow model includes **LogicDry technology**, which regulates the outlet air temperature to match the ambient temperature. In addition to providing comfort during drying, it maximises energy savings.



120 x 80 x 130cm



**M02A**  
MATERIAL: steel  
FINISH: white epoxy



**M02AB**  
MATERIAL: steel  
FINISH: matte black epoxy



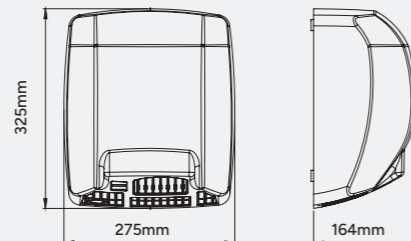
**M02AC**  
MATERIAL: stainless steel  
AISI 304  
FINISH: bright



**M02ACS**  
MATERIAL: AISI 304 stainless steel  
FINISH: satin

**TECHNICAL SPECIFICATIONS**  
M02A / M02AB / M02AC / M02ACS

Voltage	220-240V
Frequency	50/60Hz
Electrical insulation	Class II
Total power	250 – 2,750 W
Power consumption	1.2 – 12 A
Protection level	IP 23
Weight	4.25 kg



TECHNICAL DATA SHEET



120 x 80 x 130cm



**M03A**  
MATERIAL: steel  
FINISH: white epoxy



**M03AB**  
MATERIAL: steel  
FINISH: matte black epoxy



**M03AC**  
MATERIAL: stainless steel  
AISI 304  
FINISH: bright

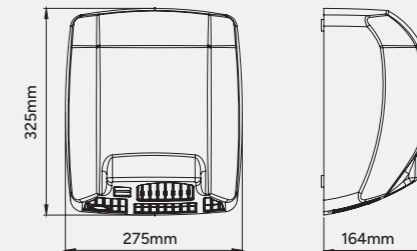


**M03ACS**  
MATERIAL: stainless steel AISI 304  
FINISH: satin

**TECHNICAL SPECIFICATIONS**

M03A / M03AB / M03AC / M03ACS

Voltage	220-240V
Frequency	50/60Hz
Electrical insulation	Class II
Total power	2,750 W
Power consumption	12 A
Protection level	IP 23
Weight	4.25 kg



TECHNICAL DATA SHEET



Optima – ref. M99A

## Medium-traffic range

Excellent performance  
at an optimal price

---

Made from high-quality materials, these dryers guarantee **durability, resistance and safety** in compact or medium-traffic spaces. Their **low noise level** ensures a quiet user experience, thus maintaining a pleasant environment. Furthermore, their **excellent quality/price ratio** makes them a very attractive option for those seeking a balance between cost and performance.

# optima®

Automatic operation



**M99A**  
MATERIAL: steel  
FINISH: white epoxy



**M99AB**  
MATERIAL: steel  
FINISH: matte black epoxy



**M99AC**  
MATERIAL: stainless steel  
AISI 304  
FINISH: bright



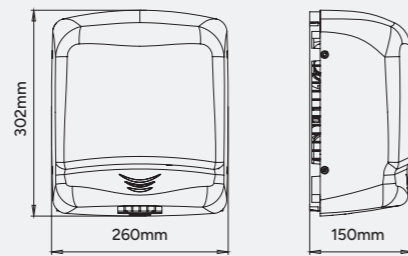
**M99ACS**  
MATERIAL: stainless steel AISI 304  
FINISH: satin



### TECHNICAL SPECIFICATIONS

M99A / M99AB / M99AC / M99ACS

Voltage	220-240V
Frequency	50/60Hz
Electrical insulation	Class II
Total power	1,640 W
Power consumption	7 A
Protection level	IP 21
Weight	4.45 kg



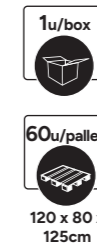
TECHNICAL DATA SHEET

# juniorplus®

Automatic operation



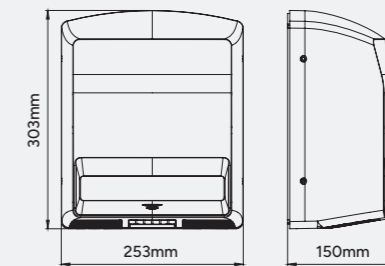
**M88APLUS**  
MATERIAL: ABS  
FINISH: white



### TECHNICAL SPECIFICATIONS

M88APlus

Voltage	220-240V
Frequency	50/60Hz
Electrical insulation	Class II
Total power	1,640 W
Power consumption	7 A
Protection level	IP 21
Weight	3 kg



TECHNICAL DATA SHEET

# smartflow®

Automatic operation



**M04A**  
MATERIAL: ABS  
FINISH: white



**M04AB**  
MATERIAL: ABS  
FINISH: matte black



**M04AC**  
MATERIAL: ABS  
FINISH: bright



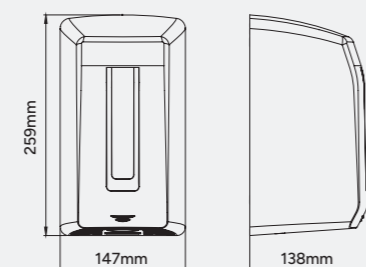
**M04ACS**  
MATERIAL: ABS  
FINISH: satin



### TECHNICAL SPECIFICATIONS

M04A / M04AB / M04AC / M04ACS

Voltage	220-240V
Frequency	50/60Hz
Electrical insulation	Class II
Total power	1,100 W
Power consumption	4.8 A
Protection level	IP 21
Weight	1.2 kg



TECHNICAL DATA SHEET

# juniorplus®

Push-button operated




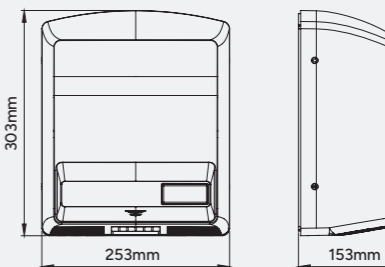
**M88PLUS**  
MATERIAL: ABS  
FINISH: white



### TECHNICAL SPECIFICATIONS

M88Plus

Voltage	220-240V
Frequency	50/60Hz
Electrical insulation	Class II
Total power	1,640 W
Power consumption	7 A
Protection level	IP 21
Weight	3 kg



TECHNICAL DATA SHEET



For Saniflow®




**KT0005**  
MATERIAL: steel  
FINISH: white epoxy



**KT0005B**  
MATERIAL: steel  
FINISH: matte black epoxy

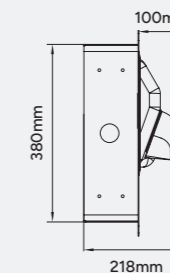
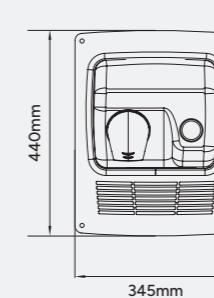


**KT0005C**  
MATERIAL: stainless steel  
AISI 304  
FINISH: bright



**KT0005CS**  
MATERIAL: stainless steel AISI 304  
FINISH: satin

\* does not include hand dryer



Recessed kits  
For Machflow®



**KT009**  
MATERIAL: steel  
FINISH: white epoxy



**KT009B**  
MATERIAL: steel  
FINISH: matte black epoxy


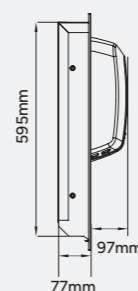
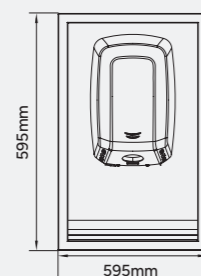


**KT009C**  
MATERIAL: stainless steel  
AISI 304  
FINISH: bright



**KT009CS**  
MATERIAL: stainless steel AISI 304  
FINISH: satin

\* does not include hand dryer



For Mediflow®



**KT0010**  
MATERIAL: steel  
FINISH: white epoxy



**KT0010B**  
MATERIAL: steel  
FINISH: matte black epoxy


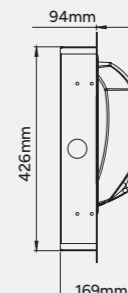
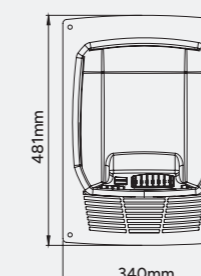


**KT0010C**  
MATERIAL: stainless steel  
AISI 304  
FINISH: bright



**KT0010CS**  
MATERIAL: stainless steel AISI 304  
FINISH: satin

\* does not include hand dryer



Hand dryers  
Technical specifications table

	U-flow®	Dualflow® Plus	Dualflow®
CATEGORY	ECO-FAST		
APPLICATION	HIGH TRAFFIC		
DRYING TIME	8-10 s	8-15 s	10-15 s
VOLTAGE/FREQUENCY	220-240 V 50/60 Hz	100-240 V 50/60 Hz	220-240 V 50/60 Hz
ELECTRICAL INSULATION	Class I	Class I	Class I
DIMENSIONS	557 x 344 x 202 mm	665 x 320 x 228 mm	665 x 320 x 228 mm
WEIGHT	7.1 kg	8.5 kg	8.3 kg
TOTAL POWER	420-1,500 W	250-1,100 W	420-1,500 W
POWER CONSUMPTION	3.2-6.4 A	1.3-4.8 A	3.2-6.4 A
OPERATION	Automatic	Automatic	Automatic
COVER MATERIAL	ABS	ABS	ABS
FINISH	White/Black/Total black/Satin finish	White/Black/Satin	White/Black/Satin
COVER THICKNESS	3 mm	3 mm	3 mm
BASE MATERIAL	PA6 V0	PA6 V0	PA6 V0
BASE THICKNESS	3 mm	3 mm	3 mm
MOTOR	Universal vacuum motor with brushes	Brushless DC motor with Hall effect sensor	Universal vacuum motor with brushes
CLASS	F	F	F
POWER	1,100 W	900 W	1,100 W
RPM	19,000-30,000 RPM	17,600-27,600 RPM	19,000-30,000 RPM
USEFUL LIFE OF BRUSHES	1,200 h	> 5,000 h (motor service life)	1,200 h
PROTECTION	Fuse on the printed circuit board	Fuse on the printed circuit board	Fuse on the printed circuit board
FAN	Centrifugal, single inlet, high pressure	Centrifugal, single inlet, high pressure	Centrifugal, single inlet, high pressure
FAN MATERIAL	Aluminium	Aluminium	Aluminium
AIR SPEED	252-350 km/h	234-410 km/h	234-410 km/h
HEATING ELEMENT POWER	400 W	200 W	400 W
WIRE	Chrome and nickel	Chrome and nickel	Chrome and nickel
PROTECTION	Safety thermal limiter	Safety thermal limiter	Safety thermal limiter
AIR TEMPERATURE	40 °C	38 °C	40 °C
SOUND PRESSURE	72.5-76.5 dBA	62-72 dBA	62-72 dBA
PROTECTION LEVEL	IP23	IPX4	IPX4
DISCONNECTION (CONTINUOUS USE TIME)	30 s	30 s	30 s
ADA	yes	yes	yes

Hand dryers  
Technical specifications table

	Machflow® Plus	Machflow®	Speedflow® Plus
CATEGORY	ECO-FAST		
APPLICATION	HIGH TRAFFIC		
DRYING TIME	8-15 s	10-15 s	10-15 s
VOLTAGE/FREQUENCY	100-240 V 50/60 Hz	220-240 V 50/60 Hz	220-240 V 50/60 Hz
ELECTRICAL INSULATION	Class I	Class I	Class I
DIMENSIONS	330 x 213 x 170 mm	330 x 213 x 170 mm	270 x 290 x 100 mm
WEIGHT	5.5 kg	5.1 kg	3.2 kg (AF model = 6.5 kg)
TOTAL POWER	250-1,100 W	420-1,500 W	180-850 W
POWER CONSUMPTION	1.3-4.8 A	3.2-6.4 A	2.8-5 A (230 V)
OPERATION	Automatic	Automatic	Automatic
COVER MATERIAL	1. Stainless steel 2. Steel	1. Stainless steel 2. Steel	1. Stainless steel 2. Steel
FINISH	1. Bright/Satin 2. White/Black epoxy	1. Bright/Satin 2. White/Black epoxy	1. Bright/Satin 2. White/Black epoxy
COVER THICKNESS	1.5 mm	1.5 mm	1.5 mm (AF model = 4.5 mm)
BASE MATERIAL	PA6 + 30% GF V0	PA6 + 30% GF V0	Aluminium
BASE THICKNESS	3 mm	3 mm	3 mm
MOTOR	Brushless DC motor with Hall effect sensor	Universal vacuum motor with brushes	High-pressure brushed motor
CLASS	F	F	F
POWER	1,100 W	1,100 W	350 W
RPM	17,600-27,600 RPM	19,000-30,000 RPM	23,000-32,000 RPM
USEFUL LIFE OF BRUSHES	> 5,000 h (motor service life)	1,200 h	1,000 h
PROTECTION	Fuse on the printed circuit board	Fuse on the printed circuit board	Self-resetting thermal safety cut-out (120 °C).
FAN	Centrifugal, single inlet, high pressure	Centrifugal, single inlet, high pressure	Centrifugal, single inlet, high pressure
FAN MATERIAL	Aluminium	Aluminium	Aluminium
AIR SPEED	220-340 km/h	190-480 km/h	290-400 km/h
HEATING ELEMENT POWER	200 W	400 W	500 W
WIRE	Chrome and nickel	Chrome and nickel	Chrome and nickel
PROTECTION	Safety thermal limiter	Safety thermal limiter	Self-resetting thermal safety cut-out (150 °C).
AIR TEMPERATURE	42 °C	45 °C	42 °C
SOUND PRESSURE	67-74 dBA	67-74 dBA	57-65 dBA
PROTECTION LEVEL	IP23	IP23	IP23
DISCONNECTION (CONTINUOUS USE TIME)	30 s	30 s	30 s
ADA	with recessed kit	with recessed kit	yes

Hand dryers  
Technical specifications table

	Saniflow®	Mediflow®
CATEGORY	HIGH TRAFFIC	
APPLICATION	HIGH TRAFFIC	HIGH TRAFFIC
DRYING TIME	29 s	29 s
VOLTAGE/FREQUENCY	220–240 V 50/60 Hz	220–240 V 50/60 Hz
ELECTRICAL INSULATION	Class I	Class II
DIMENSIONS	245 x 276 x 214 mm 247 x 278 x 212 mm	325 x 275 x 164 mm
WEIGHT	4.65/5.9 kg	4.25 kg
TOTAL POWER	2,250 W	250–2,750 W
POWER CONSUMPTION	10 A	1.1–12 A
OPERATION	Automatic/Push-button	Automatic
COVER MATERIAL	1. Stainless steel 2. Steel	1. Stainless steel 2. Steel
FINISH	1. Bright/Satin finish 2. Epoxy white/black; enamel white/black; bright/satin/gold finish	1. Bright/Satin 2. White/Black epoxy
COVER THICKNESS	1.5 mm	1.5 mm
BASE MATERIAL	Aluminium	PA 6 VO
BASE THICKNESS	3 mm	3 mm
MOTOR	High-pressure universal brushed motor	High-pressure universal brushed motor
CLASS	F	F
POWER	250 W	250 W
RPM	5,500 RPM	4,500 RPM
USEFUL LIFE OF BRUSHES	1 <sup>st</sup> set 1,500 h / 200,000 serv. 2 <sup>nd</sup> set 1,500 h / 200,000 serv. (cycle = 29 s)	1 <sup>st</sup> set 1,500 h / 200,000 serv. 2 <sup>nd</sup> set 1,500 h / 200,000 serv. (cycle = 29 s)
PROTECTION	Automatically resetting of safety thermal cut-off	Automatically resetting of safety thermal cut-off
FAN	Double inlet, centrifugal, asymmetrical	Double inlet, centrifugal, asymmetrical
FAN MATERIAL	Aluminium	Aluminium
AIR SPEED	100 km/h	110 km/h
HEATING ELEMENT POWER	2,000 W	0–2,500 W
WIRE	Chrome and nickel	Cr-Al-Fe Band
PROTECTION	Safety thermal limiter	Safety thermal limiter
AIR TEMPERATURE	50 °C	50 °C
SOUND PRESSURE	68 dBA	65 dBA
PROTECTION LEVEL	IP23	IP23
DISCONNECTION (CONTINUOUS USE TIME)	E05, E88: 35 s E05A: 60 s E88A: ---	M02A: 120 s M03A: ---
ADA	with recessed kit	with recessed kit

Hand dryers  
Technical specifications table

	Optima®	JuniorPlus®	Smartflow®
CATEGORY	MEDIUM TRAFFIC		
APPLICATION	MEDIUM TRAFFIC	LOW TRAFFIC	
ESTIMATED DRYING TIME	38 s	38 s	39 s
VOLTAGE/FREQUENCY	220–240 V 50/60 Hz	220–240 V 50/60 Hz	220–240 V 50/60 Hz
ELECTRICAL INSULATION	Class II	Class II	Class II
DIMENSIONS	302 x 260 x 150 mm	303 x 253 x 150 mm	259 x 147 x 138 mm
WEIGHT	4.45 kg	3 kg	1.2 kg
TOTAL POWER	1,640 W	1,640 W	1,100 W
POWER CONSUMPTION	7 A	7 A	4.8 A
OPERATION	Automatic	Automatic/Push-button	Automatic
COVER MATERIAL	1. Stainless steel 2. Steel	ABS	ABS
FINISH	1. Bright/Satin 2. White/Black epoxy	White	1. White/Bright/Satin/Black
COVER THICKNESS	1.5 mm	3 mm	3 mm
BASE MATERIAL	ABS VO	ABS VO	PP + Talc
BASE THICKNESS	3 mm	3 mm	3 mm
MOTOR	Induction	Induction	Universal brush motor
CLASS	F	F	B
POWER	140 W	140 W	150 W
RPM	2,800 RPM	2,800 RPM	15,000 RPM
USEFUL LIFE OF BRUSHES	---	---	1,000 h / 100,000 serv., cycle = 39 s
PROTECTION	Automatically resetting of safety thermal cut-off	Automatically resetting of safety thermal cut-off	Automatically resetting of safety thermal cut-off
FAN	Centrifugal single inlet	Centrifugal single inlet	Helical
FAN MATERIAL	PP VO	PP VO	PP VO
AIR SPEED	50 km/h	50 km/h	100 km/h
HEATING ELEMENT POWER	1,500 W	1,500 W	950 W
WIRE	Chrome and nickel	Chrome and nickel	Chrome and nickel
PROTECTION	Safety thermal limiter	Safety thermal limiter	Safety thermal limiter
AIR TEMPERATURE	57 °C	57 °C	55 °C
SOUND PRESSURE	57 dBA	57 dBA	67 dBA
PROTECTION LEVEL	IP21	IP21	IP23
DISCONNECTION (CONTINUOUS USE TIME)	60 s	M88PLUS: 45 s M88APLUS: 60 s	60 s
ADA	---	---	---

# Hand dryers

## General features table

MODEL	OPERATION		MATERIAL/FINISH							
	manual	sensor operated	white epoxy steel	black epoxy steel	AISI 304 stainless steel, bright	AISI 304 stainless steel, satin	steel with white enamelled coating	steel with black enamelled coating	bright chromed steel	satin finish steel
<b>U-flow®</b>										
M23A		●								
M23AB		●								
M23ABT		●								
M23ACS		●								
<b>dualflow plus</b>										
M24A		●								
M24AB		●								
M24ACS		●								
M14A		●								
M14AB		●								
M14ACS		●								
<b>machflow plus / machflow</b>										
M19A		●	●							
M19AB		●		●						
M19AC		●			●					
M19ACS		●				●				
M09A		●	●							
M09AB		●		●						
M09AC		●			●					
M09ACS		●				●				
<b>speedflow plus / speedflow</b>										
M17A - M06A		●	●							
M17AB - M06AB		●		●						
M17AC - M06AC		●			●					
M17ACS - M06ACS		●				●				
<b>saniflow</b>										
E05	●		●							
E05B	●			●						
E05C	●				●					
E05CS	●					●				
E88	●						●			
E88B	●							●		
E88C	●								●	
E88CS	●									●
E88O	●									●
E85	●									●
E05A		●	●							
E05AB		●		●						
E05AC		●			●					
E05ACS		●				●				
E88A		●					●			
E88AB		●						●		
E88AC		●							●	
E88ACS		●								●
E88AO		●								●
E85A		●								●
<b>mediflow</b>										
M02A		●	●							
M02AB		●		●						
M02AC		●			●					
M02ACS		●				●				
M03A		●	●							
M03AB		●		●						
M03AC		●			●					
M03ACS		●				●				
<b>optima</b>										
M99A		●	●							
M99AB		●		●						
M99AC		●			●					
M99ACS		●				●				
<b>juniorplus</b>										
M88APLUS		●								
M88PLUS	●									
<b>smartflow</b>										
M04A		●								
M04AB		●								
M04AC		●								
M04ACS		●								

# Hand dryers

## General features table

MODEL	gold-plated steel	white cast iron	white ABS	black ABS	bright grey ABS	satin grey ABS	Ioniser	HEPA filter	Waste pipe	ADJUSTABLE POWER	MOTOR		TRAFFIC	
											induction	brushless	HIGH	MEDIUM
<b>U-flow®</b>														
M23A			●				●	●	☆	●			●	
M23AB			●	●			●	●	☆	●			●	
M23ABT				●			●	●	☆	●			●	
M23ACS						●	●	●	☆	●			●	
<b>dualflow plus</b>														
M24A			●				☆	●	☆	●		●	●	
M24AB				●			☆	●	☆	●		●	●	
M24CS						●	☆	●	☆	●		●	●	
M14A			●				☆	●	☆	●			●	
M14AB				●			☆	●	☆	●			●	
M14CS						●	☆	●	☆	●			●	
<b>machflow plus / machflow</b>														
M19A							☆	●		●		●	●	
M19AB							☆	●		●		●	●	
M19AC							☆	●		●		●	●	
M19ACS							☆	●		●		●	●	
M09A							☆	●		●			●	
M09AB							☆	●		●			●	
M09AC							☆	●		●			●	
M09ACS							☆	●		●			●	
<b>speedflow plus / speedflow</b>														
M17A - M06							☆	●		●			●	
M17AB - M06AB							☆	●		●			●	
M17AC - M06AC							☆	●		●			●	
M17ACS - M06ACS							☆	●		●			●	
<b>saniflow</b>														
E05													●	
E05B													●	
E05C													●	
E05CS													●	
E88													●	
E88B													●	
E88C													●	
E88CS													●	
E88O	●												●	
E85	●	●											●	
E05A													●	
E05AB													●	
E05AC													●	
E05ACS													●	
E88A													●	
E88AB													●	
E88AC													●	
E88ACS													●	
E88AO	●												●	
E85A	●	●											●	
<b>mediflow</b>														
M02A														●
M02AB														●
M02AC														●
M02ACS														●
M03A														●
M03AB														●
M03AC														●
M03ACS														●
<b>optima</b>														
M99A												●		●
M99AB												●		●
M99AC												●		●
M99ACS												●		●
<b>juniorplus</b>														
M88APLUS			●									●		●
M88PLUS			●									●		●
<b>smartflow</b>														
M04A			●											●
M04AB				●										●
M04AC					●									●
M04ACS						●								●

☆ Optional

02


## Behind the mirror solutions

---

**Elegant hand hygiene system concealed** behind the mirror that **enhances the user experience and elevates the aesthetics of the space**. Ideal for high-traffic areas, it facilitates hand washing and drying **without the need to move around** the toilet space, thus reducing usage time and water splashes on the floor.


This innovative system can include **a water tap, automatic soap dispenser, hand dryer or paper dispenser**, all designed to offer an intuitive, efficient and contactless cleaning experience.

BTM solutions **optimise energy consumption**, thanks to sensor activation and the use of an eco-fast dryer. It also features a locking system and **anti-vandal** protection, making it a secure solution.





Hand washing and drying cabinet with 3 accessories, mirror and lock



The three-accessory cabinet includes a **soap dispenser, water dispenser and an air or paper drying system**, thus providing a comprehensive disinfection solution at a single point. It also offers an intuitive, fast and contactless hygiene experience.




**BTM02\***  
Complete cabinet with soap, water and air drying

**MATERIAL: MDF wood and glass**  
**FINISH: matte black**

\*Also available as an empty cabinet with pictograms (ref. BTM00)

\*Option to add water mixer (ref. MA0025)



**BTM03\*\***  
Complete cabinet with soap, water and paper towel drying

**MATERIAL: MDF wood and glass**  
**FINISH: matte black**

\*\*Also available as an empty cabinet with pictograms (ref. BTM01)

\*\*Option to add water mixer (ref. MA0025)

**TECHNICAL SPECIFICATIONS**


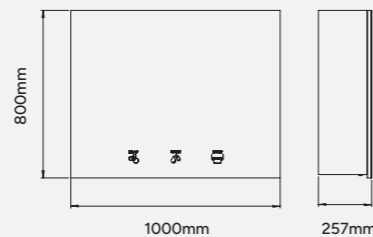
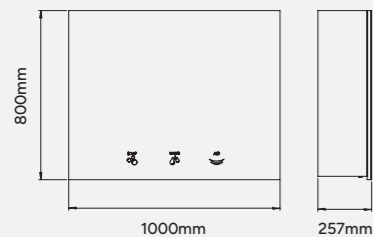
**BTM02**

Electrical insulation	Class I
Voltage	220-240 V
Frequency	50 / 60 Hz
Total power	180-850W hand dryer, <10W pictogram backlight, <16W cabinet backlight
Weight	46.5kg

**TECHNICAL SPECIFICATIONS**

**BTM03**

Electrical insulation	Class I
Voltage	220-240 V
Frequency	50 / 60 Hz
Total power	<10W pictogram backlight, <16W cabinet backlight
Weight	45.7kg

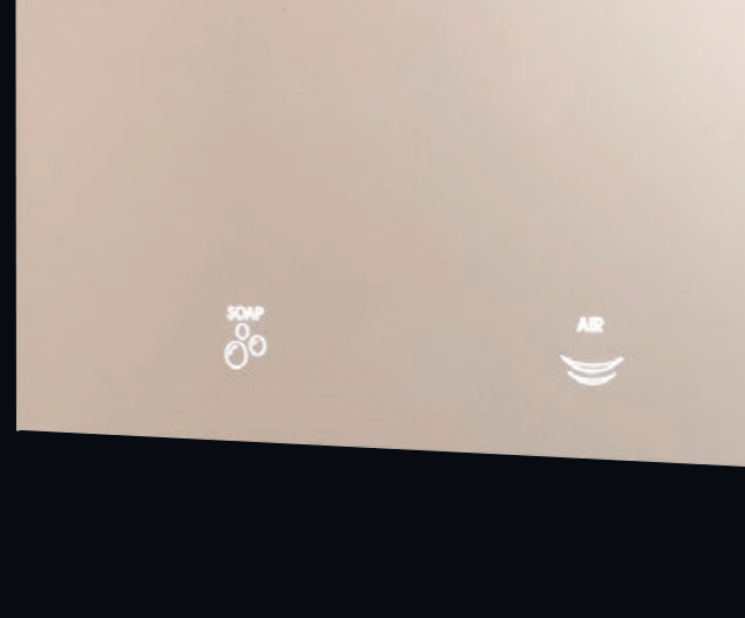


- 1 BACKLIT PICTOGRAMS**  
For intuitive use.
- 2 ELECTRICAL CONNECTION**  
Power strip to connect all accessories to a single power point.
- 3 DOOR WITH MIRROR**  
Equipped with key lock and shatterproof glass.
- 4 PNEUMATIC PISTONS**  
For easy opening and closing.
- 5 SOAP DISPENSER**  
The dose and direction of soap output can be adjusted. Connected to a 1.8L bottle.  
\*Option to fit a 5L-tank
- 6 WATER TAP**  
Allows adjustment of the flow and direction of water output.
- 7 ECO-FAST HAND DRYER**  
Speedflow® Plus model. Cabinet also available with paper towel dispenser (ref. BTM03)



Ref. BTM02

Hand washing and drying cabinet with 2 accessories, mirror and lock




The two-accessory cabinet is designed for public washrooms that already have a water supply. Includes a **soap dispenser and an air or paper drying system.**



New

**BTM12\***  
Complete cabinet with soap and air drying  
MATERIAL: MDF wood and glass  
FINISH: matte black

\*\*Also available as an empty cabinet with pictograms (ref. BTM10)



New

**BTM13\*\***  
Complete cabinet with soap and paper towel drying  
MATERIAL: MDF wood and glass  
FINISH: matte black

\*\*Also available as an empty cabinet with pictograms (ref. BTM11)

**TECHNICAL SPECIFICATIONS**


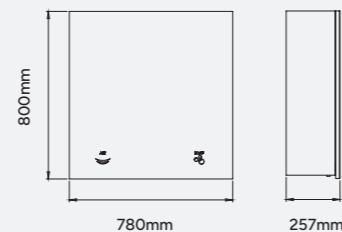

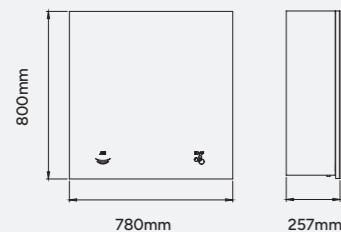
**BTM12**

Electrical insulation	Class I
Voltage	220-240 V
Frequency	50 / 60 Hz
Total power	180-850W hand dryer, <10W pictogram backlight, <16W cabinet backlight
Weight	43.5kg


**TECHNICAL SPECIFICATIONS**

**BTM13**

Electrical insulation	Class I
Voltage	220-240 V
Frequency	50 / 60 Hz
Total power	<10W pictogram backlight, <16W cabinet backlight
Weight	42.7kg



- 1 BACKLIT PICTOGRAMS**  
For intuitive use.
- 2 ELECTRICAL CONNECTION**  
Power strip included to connect all accessories to a single power point.
- 3 DOOR WITH MIRROR**  
Equipped with key lock and shatterproof glass.
- 4 PNEUMATIC PISTONS**  
For easy opening and closing.
- 5 ECO-FAST HAND DRYER**  
Speedflow® Plus model. Cabinet also available with paper towel dispenser (ref. BTM03).
- 6 SOAP DISPENSER**  
The dose and direction of soap output can be adjusted.  
Connected to a 1.8L bottle.  
\*Option to fit a 5L-tank.



Ref. BTM12



With holder


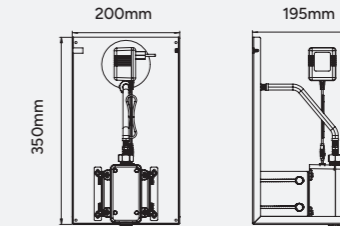
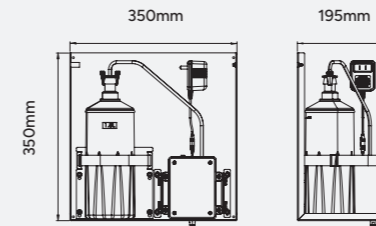


**DJ024BTM**  
Soap dispenser  
CAPACITY: 1.8L (suitable for tanks up to 5L)



**GA024BTM**  
Water tap  
MATERIAL: AISI 304 stainless steel

Mediclinics offers the possibility to purchase accessories separately to **design a bespoke hygiene area**, thus adapting to the specific requirements of the project and space. **Accessories with or without rear holder** for a fully customized installation.




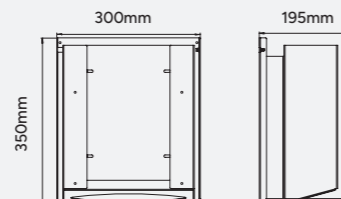

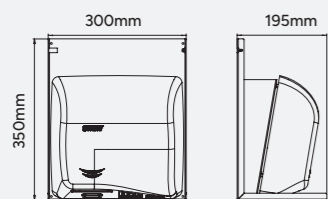
With holder



**M17A-BTM24**  
Eco-fast hand dryer Speedflow® Plus  
MATERIAL: steel  
FINISH: white



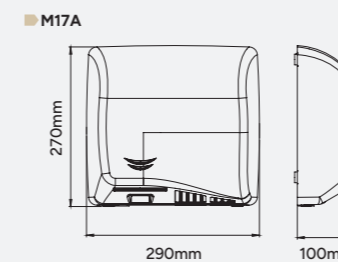
**DT024BTM**  
Paper towel dispenser  
CAPACITY: 400-600 C/Z fold towels



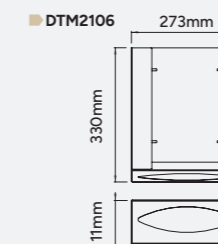
Without holder




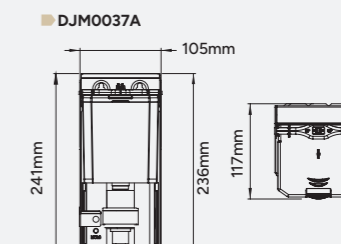
**M17A**  
Eco-fast hand dryer Speedflow® Plus  
MATERIAL: steel  
FINISH: white



**DTM2106**  
Paper towel dispenser  
CAPACITY: 400-600 C/Z fold towels



**DJM0037A**  
Soap dispenser  
CAPACITY: 1L  
FINISH: liquid (DJM0037A) / foam (DJFM0038A) / spray (DJSM0039A)





# 03

## Wash and dry units

---

The All-In-One washing and drying units are an elegant and exclusive hand washing and drying system integrated into the washbasin or wall, providing an **elegant and efficient solution** for demanding public toilet facilities.

They consist of a **soap dispenser, water tap and hand dryer**, all sensor-activated to offer convenient, hygienic use and resource savings. In addition, the air dryer unit promotes **energy savings** thanks to its high-speed, low-consumption motor.

With options available for installation in the washbasin itself or for wall mounting, the mechanisms remain concealed to provide **greater discretion and a better user experience**.



Wall-mounted All-In-One set – ref. UCM095AC

# all-in-one

## Wall-mounted model

Intuitive and easy to use  
without moving around



The three-piece wall-mounted All-In-One set is designed to integrate elegantly into the toilet facility. Comprising a **water tap, soap dispenser and hand dryer**, it ensures maximum hygiene without the need to move around. This prevents water splashes on the floor and promotes a safe environment.

# all-in-one Wall-mounted model



New

**M095AB**  
Hand dryer with sensor  
MATERIAL: brass  
FINISH: black



**GA003AB\***  
Water tap with sensor  
MATERIAL: brass  
FINISH: black  
\*Option to add water mixer (ref. MA0025)



**DJ003AB**  
Soap dispenser with sensor  
MATERIAL: brass  
FINISH: black

Complete set  
1u/box  
10u/pallet  
120 x 80 x 110cm

Complete set:  
UCM095AB



New

**M095AC**  
Hand dryer with sensor  
MATERIAL: chrome-plated brass  
FINISH: bright




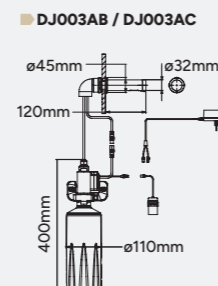
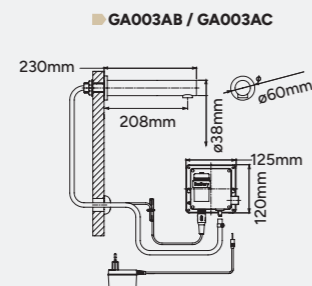
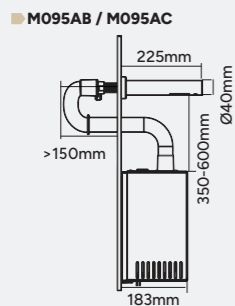
**GA003AC\***  
Water tap with sensor  
MATERIAL: chrome-plated brass  
FINISH: bright  
\*Option to add water mixer (ref. MA0025).



**DJ003AC**  
Soap dispenser with sensor  
MATERIAL: chrome-plated brass  
FINISH: bright

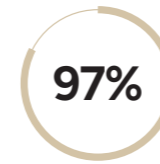
Complete set:  
UCM095AC

Optional: PVD coating  
See page 214

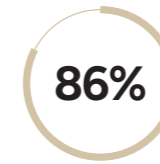


TECHNICAL DATA SHEET

## Energy efficiency



Energy savings compared to conventional hand dryers




Savings compared to paper consumption\*



Hand drying time

- FRONT PICTOGRAMS**  
For intuitive use.
- AUTOMATIC**  
Sensor-activated taps.
- WALL-MOUNTED INSTALLATION**
- WATER INLET CONNECTION**
- SOAP TANK**  
With a capacity of 1.5L. Easily removable and refillable.
- ECO-FAST HAND DRYER**  
Motor: Machflow® Plus motor, with adjustable motor speed and heating element.
- AIR PURIFICATION**  
Includes HEPA media filter and Ion Hygienic® ionizer.
- PLUG-IN SYSTEM**  
Allows an easy installation of the hand dryer's lower mechanism.



\*Calculations based on the assumption that 2 paper towels are required per hand dry and each towel weighs 2 grams. Data sources: Spanish electricity mix (2023) according to the report by the National Commission on Markets and Competition (CNMC), EPLCA (European Platform on LCA) Emission Factors.



Countertop All-In-One set – ref. UCM094AC

# all-in-one

## Countertop model

Technology, design and efficiency  
in one space



The two-piece All-In-One countertop set **minimises the washing and drying area**, integrating soap, water and air into just two units. Ideal for compact spaces seeking **efficiency, safety and functionality**.

# all-in-one

## Countertop model

Two-piece set



**M094AB**  
Hand dryer with sensor  
MATERIAL: brass  
FINISH: black



**GAJ002AB\***  
Water tap and soap dispenser with sensor  
MATERIAL: brass  
FINISH: black  
\*Option to add water mixer (ref. MA0025)

Complete set  
1u/box  
10u/pallet  
120 x 80 x 110cm

Complete set:  
UCM094AB



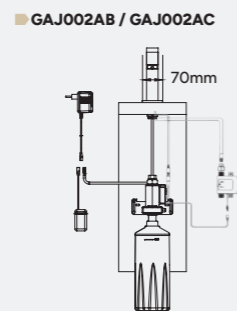
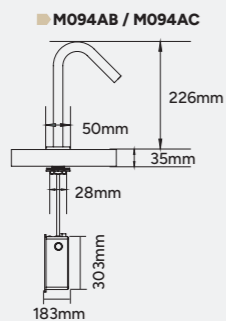
**M094AC**  
Hand dryer with sensor  
MATERIAL: chrome-plated brass  
FINISH: bright



**GAJ002AC\***  
Water tap and soap dispenser with sensor  
MATERIAL: chrome-plated brass  
FINISH: bright  
\*Option to add water mixer (ref. MA0025)

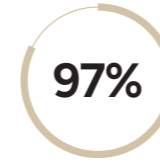
Complete set:  
UCM094C

Optional: PVD coating  
See page 214

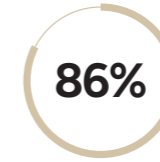


TECHNICAL DATA SHEET

## Energy efficiency



Energy savings compared to conventional hand dryers




Savings compared to paper consumption\*



Hand drying time

- 1 **FRONT PICTOGRAMS**  
For intuitive use.
- 2 **AUTOMATIC**  
Sensor-activated taps.
- 3 **INSTALLATION ON WASHBASIN**
- 4 **ECO-FAST HAND DRYER**  
Machflow® Plus motor, with adjustable motor speed and heating element.
- 5 **AIR PURIFICATION**  
Includes HEPA media filter and Ion Hygienic® ionizer.
- 6 **WATER INLET CONNECTION**

- 7 **SOAP TANK**  
With a capacity of 1.5L. Easily removable and refillable.
- 8 **PLUG-IN SYSTEM**  
Allows an easy installation of the hand dryer's lower mechanism.





Countertop All-In-One set – ref. UCM096AB

# all-in-one

## Countertop model

Minimalism for  
high-traffic spaces



The three-piece All-In-One countertop set offers a **convenient and stylish solution for high-traffic public toilets**. The system combines a water tap, soap dispenser and hand dryer in a single unit, thus optimising **speed and efficiency of use**.

all-in-one  
Countertop model  
Three-piece set



New

**M094AB**  
Hand dryer with sensor  
MATERIAL: brass  
FINISH: black



New

**GA002AB\***  
Water tap with sensor  
MATERIAL: brass  
FINISH: black  
\*Option to add water mixer (ref. MA0025)



New

**DJ002AB**  
Soap dispenser with sensor  
MATERIAL: brass  
FINISH: black

Complete set  
1u/box  
10u/pallet  
120 x 80 x 110cm

Complete set:  
UCM096AB



New

**M094AC**  
Hand dryer with sensor  
MATERIAL: chrome-plated brass  
FINISH: bright



New

**GA002AC\***  
Water tap with sensor  
MATERIAL: chrome-plated brass  
FINISH: bright  
\*Option to add water mixer (ref. MA0025)

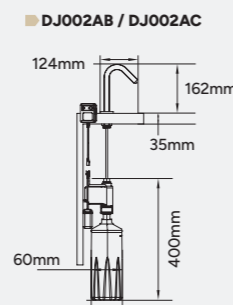
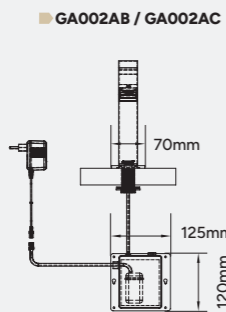
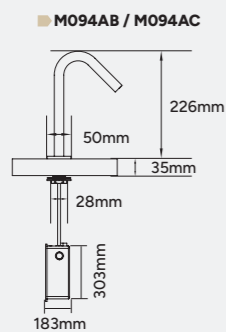


New

**DJ002AC**  
Soap dispenser with sensor  
MATERIAL: chrome-plated brass  
FINISH: bright

Complete set:  
UCM096AC

Optional: PVD coating  
See page 214



MODEL	MATERIAL			FINISH		INSTALLATION TYPE		COMPONENTS OF THE UNIT		
	Chrome-plated brass	Black	Bright	Recessed into the washbasin	Recessed into the wall	Hand dryers	Soap dispenser	Water tap		
M095AB	•	•			•	•				
DJ003AB	•	•			•		•			
GA003AB	•	•			•			•		
M094AC	•		•		•	•				
DJ003AC	•		•		•		•			
GA003AC	•		•		•			•		
M094AB	•	•		•		•				
DJ002AB	•	•		•			•			
GA002AB	•	•		•				•		
GAJ002AB	•	•		•			•	•		
M094AC	•		•	•		•				
DJ002AC	•		•	•			•			
GA002AC	•		•	•				•		
GAJ002AC	•		•	•			•	•		
UCM095AB	•	•			•	•	•	•		
UCM095AC	•		•		•	•	•	•		
UCM096AB	•	•				•	•	•		
UCM096AC	•		•			•	•	•		
UCM094AB	•	•				•	•	•		
UCM094AC	•		•			•	•	•		



04

## Baby changing stations

---

Mediclinics redefines the concept of changing stations by merging **design, robustness, technology and hygiene.**

Designed to offer maximum comfort and safety for babies, this changing station is available in a variety of finishes and installation options, making it ideal for public spaces seeking a **clean, functional and aesthetically-pleasing solution.**

Thanks to the Biocote® additive and Ion Hygienic® technology, Babymedi® guarantees superior and long-lasting hygienic protection.




vertical Babymedi® – ref. CP0016VPVDC



WATCH VIDEO

# babymedi®

Maximum hygiene, safety  
and integration



The Babymedi® changing station range stands out for its innovative and elegant design. It is available in **horizontal and vertical formats**, with options for **surface-mounted or recessed installation**, making it easy to integrate into any space.

# The most hygienic changing station on the market thanks to Biocote® antimicrobial protection and Ion Hygienic® technology

**Biocote®**  
Antimicrobial additive



-  **Improved hygiene**  
Inhibits the reproduction of harmful microorganisms.
-  **Greater cleanliness**  
Protects surfaces against mould, unpleasant odours and stains.
-  **Odourless**  
The additive is odorless, making it safe for babies.

Biocote® antimicrobial protection prevents germs from proliferating, although the surface must still be cleaned regularly to remove these germs.

**Ion Hygienic®**  
Bacteria neutralizer



-  **Improved hygiene**  
Purifies the air by eliminating germs and bacteria.
-  **Clean technology**  
Operates by electrostatic attraction of particles.
-  **Safe**  
No electrical risk as it is battery operated.

When the changing station is closed after use, the ionizer is activated, disinfecting its surface.

babymedi®

- 1 PRACTICAL**  
Sanitary liner dispenser with safety lock.
- 2 ROBUST**  
Certified to support heavy static loads.
- 3 ANTI-MICROBIAL PROTECTION**  
Surface coated with Biocote®.
- 4 FUNCTIONAL**  
Hook for hanging personal items.
- 5 ELEGANT**  
Smooth, rounded curve design.
- 6 SAFE**  
Includes safety belt.
- 7 AIR PURIFICATION**  
Optional: Ion Hygienic® technology.



Maximum permitted load of 20 kg.

# babymedi®

## Horizontal



# babymedi®

## Vertical



New

1u/box  
7u/pallet  
120 x 80 x 130cm

**CP0016H**  
Ref. with optional extras:  
CP0016H-I (Babymedi with ionizer)  
MATERIAL: polypropylene  
FINISH: white



New

1u/box  
6u/pallet  
120 x 80 x 115cm

**CP0016HCS**  
Ref. with optional extras:  
CP0016HCS-I (Babymedi with ionizer)  
MATERIAL: polypropylene/  
AISI 304 stainless steel  
FINISH: satin



New


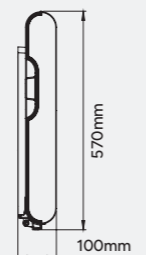
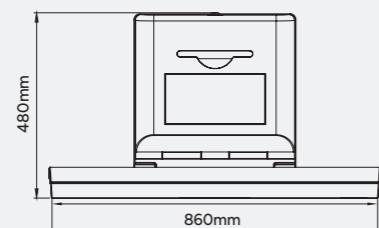

1u/box  
6u/pallet  
120 x 80 x 115cm

**CP0016HCSB**  
Ref. with optional extras:  
CP0016HCSB-I (Babymedi with ionizer)  
MATERIAL: polypropylene/  
AISI 304 stainless steel  
FINISH: matte black

Optional: PVD coating  
See page 214



**Accessories:**  
Sanitary liner refill  
(ref. CN0020)



TECHNICAL DATA SHEET



New

1u/box  
7u/pallet  
120 x 80 x 130cm

**CP0016V**  
Ref. with optional extras:  
CP0016V-I (Babymedi with ionizer)  
MATERIAL: polypropylene  
FINISH: white



New

1u/box  
6u/pallet  
120 x 80 x 115cm

**CP0016VCS**  
Ref. with optional extras:  
CP0016VCS-I (Babymedi with ionizer)  
MATERIAL: polypropylene/  
AISI 304 stainless steel  
FINISH: satin




New

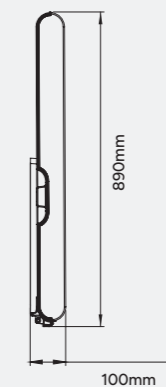
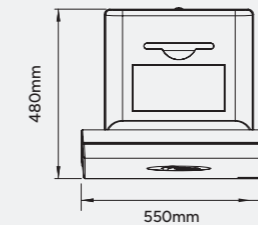
1u/box  
6u/pallet  
120 x 80 x 115cm

**CP0016VCSB**  
Ref. with optional extras:  
CP0016VCSB-I (Babymedi with ionizer)  
MATERIAL: polypropylene/  
AISI 304 stainless steel  
FINISH: matte black

Optional: PVD coating  
See page 214



**Accessories:**  
Sanitary liner refill  
(ref. CN0020)



TECHNICAL DATA SHEET

babymedi®

Recessed kit



Kit for installing the Babymedi recessed into the wall, optimizing the space.  
 Perfect for small areas or where greater mobility is required.  
 Can be paired with any changing station color.



**KT0016HCS**  
 Horizontal recessed kit  
 MATERIAL: AISI 304 stainless steel  
 FINISH: satin



**KT0016HCSB**  
 Horizontal recessed kit  
 MATERIAL: AISI 304 stainless steel  
 FINISH: black




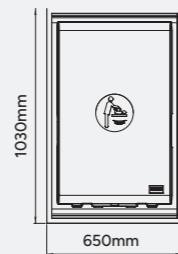
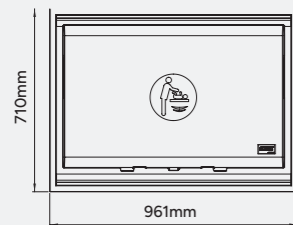
**KT0016VCS**  
 Vertical recessed kit  
 MATERIAL: AISI 304 stainless steel  
 FINISH: satin



**KT0016VCSB**  
 Vertical recessed kit  
 MATERIAL: AISI 304 stainless steel  
 FINISH: black

1u/box  
 6u/pallet  
 120 x 80 x 115cm

Optional: PVD coating  
 See page 214



TECHNICAL DATA SHEET

- 1 **ERGONOMIC**  
Easy opening and closing thanks to its upper space and pneumatic damper.
- 2 **AESTHETIC**  
Option to combine finishes.

- 3 **COMPLIES WITH ADA ACCESSIBILITY STANDARDS**  
Ultra-slim profile to improve mobility in compact spaces.
- 4 **SAFE**  
Lateral clearance to prevent trapping.





05

## Hair dryers

---

Our range of hair dryers has been specially developed to provide **efficient and safe solutions in all types of spaces**. From **robust, vandal-resistant models**, designed for intensive use in high-traffic areas such as gyms, leisure centres or campsites, to **compact and adjustable models**, ideal for hotel rooms, hospitals and care homes.

All our dryers combine functional design and high performance, ensuring a **comfortable experience that is tailored** to the needs of each user.



Automatic hair dryer – ref. SC0009

# SC0009

Maximum energy efficiency

Public use  
Automatic operation



This hair dryer is characterised by its **robustness and low energy consumption**, thanks to its AISI 304 stainless steel cover and eco-fast motor, making it ideal for high-traffic areas. An optional "Plug-in" system can be incorporated for **immediate and convenient replacement** of the dryer.



**SC0009**  
MATERIAL: steel  
FINISH: white epoxy



**SC0009CS**  
MATERIAL: AISI 304 stainless steel  
FINISH: satin



**SC0009B**  
MATERIAL: steel  
FINISH: black epoxy




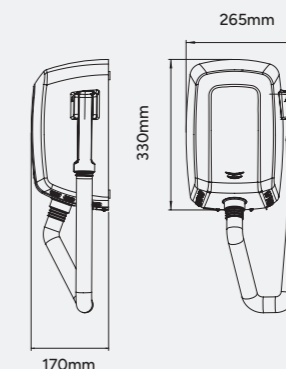
120 x 80 x 115cm



**Optional Plug-in system**  
Ref. KTP009

**TECHNICAL SPECIFICATIONS**  
SC0009 / SC0009CS / SC0009B

Electrical insulation	Class I
Voltage	220–240 V
Frequency	50 / 60 Hz
Protection level	IP23
Total power	200 – 1000W
Power consumption	2.4 – 5.2 A
Weight	5.6kg



TECHNICAL DATA SHEET

**Public use**  
Manual operation



**SC0088H**  
MATERIAL: steel  
FINISH: white vitreous enamel



**SC0088HCS**  
MATERIAL: steel  
FINISH: satin chromed



120 x 80 x 120cm



**Individual use**  
Automatic operation



**SC0087**  
MATERIAL: polycarbonate  
FINISH: white



120 x 80 x 140cm



**SC0088**  
With shaver socket  
MATERIAL: polycarbonate  
FINISH: white



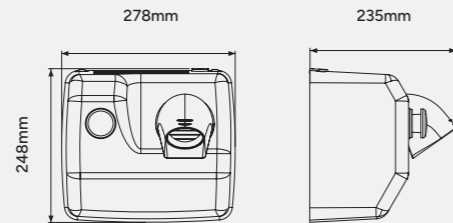
120 x 80 x 140cm



**TECHNICAL SPECIFICATIONS**

**SC0088H / SC0088HCS**

Electrical insulation	Class I
Voltage	220–240 V
Frequency	50 / 60 Hz
Protection level	IP21
Total power	2250 W
Power consumption	10 A
Weight	5.9kg

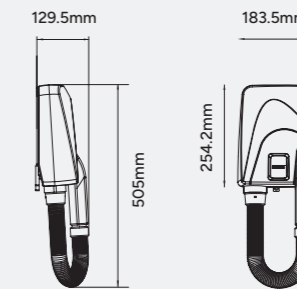


TECHNICAL DATA SHEET

**TECHNICAL SPECIFICATIONS**

**SC0087 / SC0088**

Electrical insulation	Class II
Voltage	220–240 V
Frequency	50 / 60 Hz
Protection level	IPX0
Total power	600 – 1,100W
Power consumption	2.6 – 5.2 A
Weight	2.1kg



TECHNICAL DATA SHEET

**Public use**  
Manual operation



**SC1088HT**  
MATERIAL: steel  
FINISH: white vitreous enamel



**SC1088HTCS**  
MATERIAL: steel  
FINISH: satin chromed



120 x 80 x 110cm



**Individual use**  
Automatic operation



**SC0004**  
MATERIAL: ABS  
FINISH: white



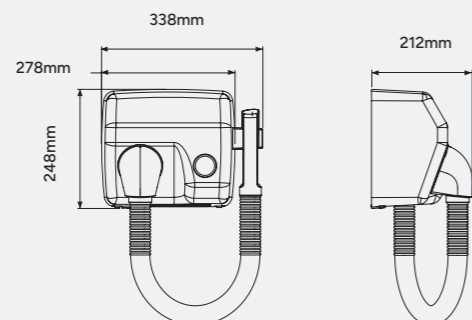
120 x 80 x 135cm



**TECHNICAL SPECIFICATIONS**

**SC1088HT / SC1088HTCS**

Electrical insulation	Class I
Voltage	220–240 V
Frequency	50 / 60 Hz
Protection level	IP21
Total power	1000 W
Power consumption	4.5 A
Weight	6.6kg

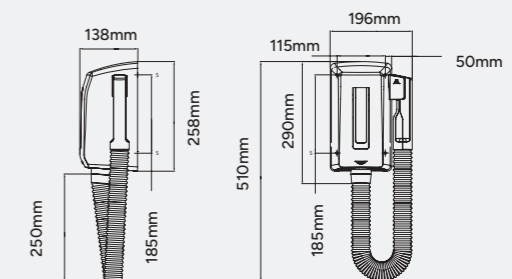


TECHNICAL DATA SHEET

**TECHNICAL SPECIFICATIONS**

**SC0004**

Electrical insulation	Class II
Voltage	220–240 V
Frequency	50 / 60 Hz
Protection level	IP23
Total power	850 W
Power consumption	3 A
Weight	1.8kg



TECHNICAL DATA SHEET

Individual use  
Manual operation



**SC0050**  
MATERIAL: ABS  
FINISH: white

New



Operates with IonTech



**SC0050B**  
MATERIAL: ABS  
FINISH: black

New



Operates with IonTech

12u/box

120u/pallet

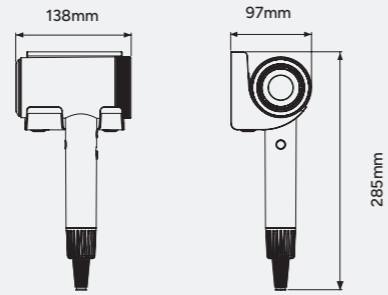
120 x 80 x 110cm

CB CE RoHS

TECHNICAL SPECIFICATIONS

SC0050 / SC0050B


Electrical insulation	Class II
Voltage	220–240 V
Frequency	50 / 60 Hz
Protection level	IPX0
Total power	75 - 2000 W (brushless motor)
Power consumption	0.6 – 8.4 A
Weight	0.86kg




Individual use  
Manual operation



**SC0020**  
MATERIAL: ABS  
FINISH: white



**SC0020CS**  
MATERIAL: ABS  
FINISH: black / silver



**SC0030**  
With shaver socket  
MATERIAL: ABS  
FINISH: white



**SC0030CS**  
With shaver socket  
MATERIAL: ABS  
FINISH: black / silver

12u/box

180u/pallet

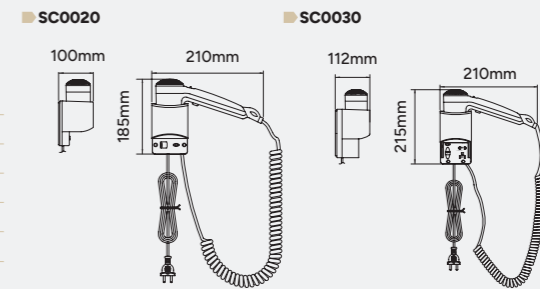
120 x 80 x 110cm

CB CE RoHS


TECHNICAL SPECIFICATIONS

SC0020 / SC0020CS / SC0030 / SC0030CS


Electrical insulation	Class II
Voltage	220–240 V
Frequency	50 / 60 Hz
Protection level	IPX0
Total power	540 – 1240 W
Power consumption	2.7 – 4.9 A
Weight	0.7kg



Individual use  
Manual operation



**SC0010**  
MATERIAL: ABS  
FINISH: white



**SC0010CS**  
MATERIAL: ABS  
FINISH: black / silver

12u/box

180u/pallet


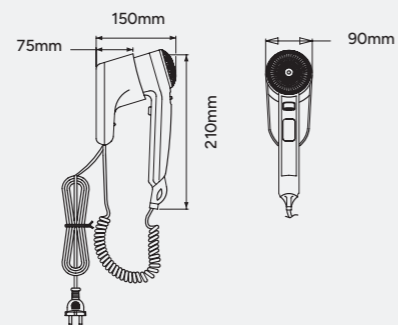
120 x 80 x 110cm

CB CE RoHS

TECHNICAL SPECIFICATIONS

SC0010 / SC0010CS

Electrical insulation	Class II
Voltage	220–240 V
Frequency	50 / 60 Hz
Protection level	IPX0
Total power	540 – 1240 W
Power consumption	2.7 – 4.9 A
Weight	0.7kg



Individual use  
Manual operation



**SC0040**  
MATERIAL: ABS  
FINISH: white

12u/box

144u/pallet

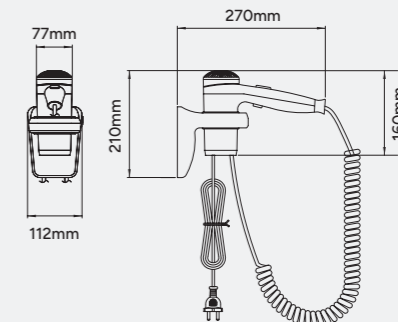
120 x 80 x 105cm

CB CE RoHS

TECHNICAL SPECIFICATIONS

SC0040

Electrical insulation	Class II
Voltage	220–240 V
Frequency	50 / 60 Hz
Protection level	IP20
Total power	200 – 1800 W
Power consumption	0.9 – 7 A
Weight	0.8kg



**Hair dryers**  
General features table

MODEL	USAGE		OPERATION		MATERIAL / FINISH						
	Public	Individual	Manual	Automatic	White vitreous enamelled steel	Satin finish steel	White epoxy stainless steel	Satin stainless steel	White polycarbonate	White ABS	Black ABS
SC0009	•			•			•				
SC0009CS	•			•				•			
SC0088H	•		•		•						
SC0088HCS	•		•			•					
SC1088HT	•		•		•		•				
SC1088HTCS	•		•			•					
SC0004		•		•						•	
SC0087		•		•					•		
SC0088		•		•					•		
SC0050		•	•							•	
SC0050B		•	•								•
SC0010		•	•							•	
SC0010CS		•	•								•
SC0020		•	•							•	
SC0020CS		•	•								•
SC0030		•	•							•	
SC0030CS		•	•								•
SC0040		•	•							•	

**Hair dryers**  
General features table

SPEED SELECTOR	CYCLE TIME		ADDITIONAL SAFETY COMPONENTS	SHAVER SOCKET	SUITABLE FOR			MODEL
	600	900			Gyms and sports centres	Hospitals and health centres	Hospitals Other accommodation	
•			•		•	•	•	SC0009
•			•		•			SC0009CS
		•	•		•			SC0088H
		•	•		•			SC0088HCS
		•	•		•			SC1088HT
		•	•		•			SC1088HTCS
			•			•	•	SC0004
•			•			•	•	SC0087
•			•	•		•	•	SC0088
•			•			•	•	SC0050
•			•			•	•	SC0050B
•			•			•	•	SC0010
•			•			•	•	SC0010CS
•			•			•	•	SC0020
•			•			•	•	SC0020CS
•			•	•		•	•	SC0030
•			•	•		•	•	SC0030CS
•			•			•	•	SC0040



06

## Soap dispensers

---

**Designed to suit any environment and need**, our range of soap dispensers offers a wide variety of models, available with **either automatic or manual operation**, and suitable for **surface-mounted or recessed installation**.

Depending on the model, they can dispense liquid, foam or spray soap, and offer the flexibility to use different types of soap with the same unit, optimising consumption and encouraging savings.

All models are **equipped with a front window** for quick soap level monitoring, making maintenance easier, and with a **security lock with key**, protecting the contents against possible vandalism.

Manufactured from highly resistant materials, these dispensers are available in high-capacity versions, ideal for **high-traffic areas** such as airports, hospitals and gyms, as well as in **more compact formats** for lower-traffic environments such as hotels, restaurants and care homes.



Automatic soap dispenser - ref. DJ0037AB

# DJ0037A

Elegance and versatility

Automatic operation

With automatic operation to **avoid contact and prevent the spread of germs**, this soap dispenser combines maximum **elegance and efficiency**. Its versatile design allows it to accommodate three different types of soap (liquid, foam, or spray) when the corresponding accessory is ordered separately.



### DJ0037A

SOAP FORMAT:  
liquid (DJ0037A) / foam (DJF0038A) / spray (DJS0039A)

MAX CAPACITY: 1L

MATERIAL: AISI 304 stainless steel / PP internal reservoir

FINISH: white epoxy

Ref. with power adapter:  
DJ0037A-TRAFO (liquid)  
DJF0038A-TRAFO (foam)  
DJS0039A-TRAFO (spray)



### DJ0037AB

SOAP FORMAT:  
liquid (DJ0037AB) / foam (DJF0038AB) / spray (DJS0039AB)

MAX CAPACITY: 1L

MATERIAL: AISI 304 stainless steel / PP internal reservoir

FINISH: matte black epoxy

Ref. with power adapter:  
DJ0037AB-TRAFO (liquid)  
DJF0038AB-TRAFO (foam)  
DJS0039AB-TRAFO (spray)



### DJ0037AC

SOAP FORMAT:  
liquid (DJ0037AC) / foam (DJF0038AC) / spray (DJS0039AC)

MAX CAPACITY: 1L

MATERIAL: AISI 304 stainless steel / PP internal reservoir

FINISH: bright

Ref. with power adapter:  
DJ0037AC-TRAFO (liquid)  
DJF0038AC-TRAFO (foam)  
DJS0039AC-TRAFO (spray)



### DJ0037ACS

SOAP TYPE:  
liquid (DJ0037ACS) / foam (DJF0038ACS) / spray (DJS0039ACS)

MAX CAPACITY: 1L

MATERIAL: AISI 304 stainless steel / PP internal reservoir

FINISH: satin

Ref. with power adapter:  
DJ0037ACS-TRAFO (liquid)  
DJF0038ACS-TRAFO (foam)  
DJS0039ACS-TRAFO (spray)



120 x 80 x 105cm



LIQUID



FOAM



SPRAY

Table of compatible soaps see p. 107

Optional: PVD coating  
See page 214



#### Optional accessories:


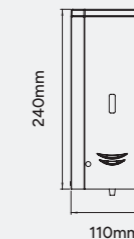


9V TRAF0 power adapter  
(see adapter types - p. 108)



Anti-drip tray holder  
(ref. HGPT0070B)

#### Allows easy refill:



TECHNICAL DATA SHEET

Automatic operation



**DJ0050A**  
 SOAP FORMAT: liquid  
 MAX CAPACITY: 1.2L  
 MATERIAL: ABS  
 FINISH: white



**DJ0050ACS**  
 SOAP FORMAT: liquid  
 MAX CAPACITY: 1.2L  
 MATERIAL: AISI 304 stainless steel  
 FINISH: satin

12u/box  
 180u/pallet  
 120 x 80 x 130cm

Push-button operated

LIQUID FOAM SPRAY  
 Table of compatible soaps see p. 107



**DJ0031**  
 SOAP FORMAT: liquid (DJ0031) / foam (DJF0032) / spray (DJS0033)  
 MAX CAPACITY: 1.5L  
 MATERIAL: AISI 304 stainless steel / PP internal reservoir  
 FINISH: white epoxy



**DJ0031B**  
 SOAP FORMAT: liquid (DJ0031B) / foam (DJF0032B) / spray (DJS0033B)  
 MAX CAPACITY: 1.5L  
 MATERIAL: AISI 304 stainless steel / PP internal reservoir  
 FINISH: matte black epoxy



**DJ0031C**  
 SOAP FORMAT: liquid (DJ0031C) / foam (DJF0032C) / spray (DJS0033C)  
 MAX CAPACITY: 1.5L  
 MATERIAL: AISI 304 stainless steel / PP internal reservoir  
 FINISH: bright



**DJ0031CS**  
 SOAP FORMAT: liquid (DJ0031CS) / foam (DJF0032CS) / spray (DJS0033CS)  
 MAX CAPACITY: 1.5L  
 MATERIAL: AISI 304 stainless steel / PP internal reservoir  
 FINISH: satin

1u/box  
 132u/pallet  
 120 x 80 x 105cm

LIQUID

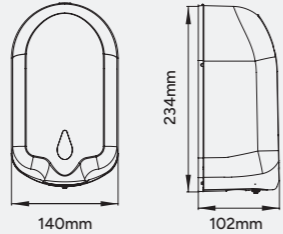


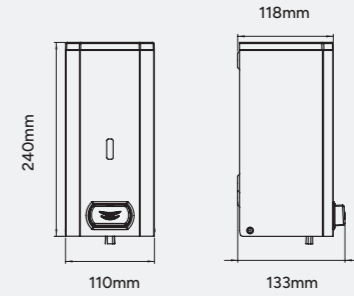
Table of compatible soaps see p. 107

One soap dispenser, 3 possible valves



Allows valve interchange. Convert to:  
 liquid soap by adding ref. RCDJ0031V  
 foam soap by adding ref. RCDJF0032V  
 spray soap by adding ref. RCDJF0033V

Allows easy refill:



LIQUID

Table of compatible soaps see p. 107



**DJ0160AS**  
 SOAP FORMAT: liquid  
 MAX CAPACITY: 0.8L  
 MATERIAL: aluminium / thermoplastic  
 FINISH: chrome/black

10u/box  
 120u/pallet  
 120 x 80 x 115cm



**DJ0252AC**  
 Inset  
 SOAP FORMAT: liquid  
 MAX CAPACITY: 1.6L  
 MATERIAL: chrome-plated brass  
 FINISH: bright

6u/box  
 36u/pallet  
 120 x 80 x 105cm

LIQUID

Table of compatible soaps see p. 107



**DJ0040**  
 SOAP FORMAT: liquid  
 MAX CAPACITY: 1.5L  
 MATERIAL: AISI 304 stainless steel / PP internal reservoir  
 FINISH: white epoxy



**DJ0040B**  
 SOAP FORMAT: liquid  
 MAX CAPACITY: 1.5L  
 MATERIAL: AISI 304 stainless steel / PP internal reservoir  
 FINISH: matte black epoxy

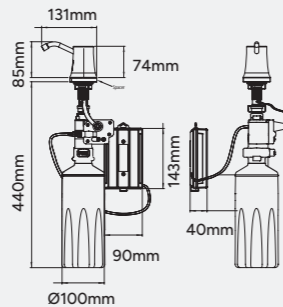
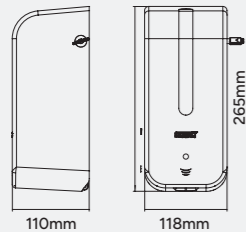


**DJ0040C**  
 SOAP FORMAT: liquid  
 MAX CAPACITY: 1.5L  
 MATERIAL: AISI 304 stainless steel / PP internal reservoir  
 FINISH: bright



**DJ0040CS**  
 SOAP FORMAT: liquid  
 MAX CAPACITY: 1.5L  
 MATERIAL: AISI 304 stainless steel / PP internal reservoir  
 FINISH: satin


1u/box  
 192u/pallet  
 120 x 80 x 135cm



Optional accessories:



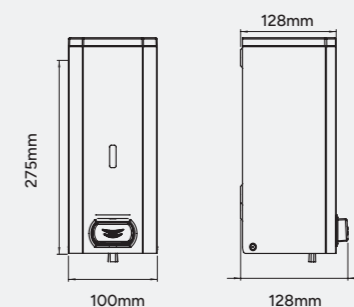
9V TRAF0 power adapter (see adapter types – p. 108)



LIQUID

Table of compatible soaps see p. 107

Allows easy refill:



Push-button operated



**DJ0010F**  
 SOAP FORMAT: liquid  
 MAX CAPACITY: 1.1L  
 MATERIAL: ABS / SAN  
 FINISH: white / smoked



**DJ0020F**  
 SOAP FORMAT: liquid  
 MAX CAPACITY: 1.1L  
 MATERIAL: ABS / SAN  
 FINISH: black / smoked

18u/box

216u/pallet

120 x 80 x 1106cm



**DJ0112C**  
 SOAP FORMAT: liquid  
 MAX CAPACITY: 1.1L  
 MATERIAL: AISI 304 stainless steel  
 FINISH: bright



**DJ0112CS**  
 SOAP FORMAT: liquid  
 MAX CAPACITY: 1.1L  
 MATERIAL: AISI 304 stainless steel  
 FINISH: satin

24u/box

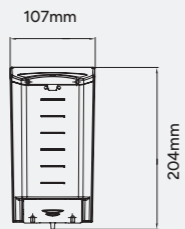
192u/pallet

120 x 95 x 106cm



LIQUID

Table of compatible soaps see p. 107



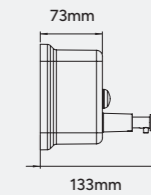
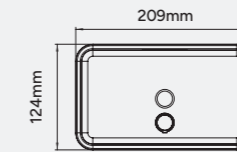
TECHNICAL DATA SHEET



LIQUID

Table of compatible soaps see p. 107

Polyethylene inner reservoir



TECHNICAL DATA SHEET



**DJ0115C**  
 SOAP FORMAT: liquid  
 MAX CAPACITY: 1.3L  
 MATERIAL: AISI 304 stainless steel  
 FINISH: bright



**DJ0115CS**  
 SOAP FORMAT: liquid  
 MAX CAPACITY: 1.3L  
 MATERIAL: AISI 304 stainless steel  
 FINISH: satin

12u/box

216u/pallet

120 x 80 x 120cm



**DJ0111C**  
 SOAP FORMAT: liquid  
 MAX CAPACITY: 1.1L  
 MATERIAL: AISI 304 stainless steel  
 FINISH: bright



**DJ0111CS**  
 SOAP FORMAT: liquid  
 MAX CAPACITY: 1.1L  
 MATERIAL: AISI 304 stainless steel  
 FINISH: satin

24u/box

192u/pallet

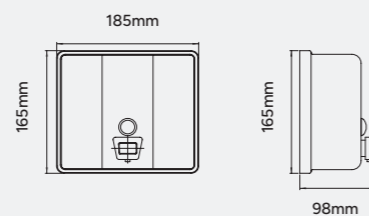
120 x 95 x 106cm



LIQUID

Table of compatible soaps see p. 107

Polyethylene inner reservoir



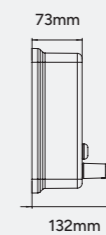
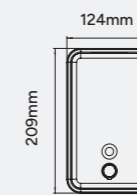
TECHNICAL DATA SHEET



LIQUID

Table of compatible soaps see p. 107

Polyethylene inner reservoir



TECHNICAL DATA SHEET

## Lever operation

LIQUID FOAM SPRAY

Table of compatible soaps see p. 107



**DJP0034**  
 SOAP FORMAT: liquid (DJP0034) / foam (DJFP035) / spray (DJSP036)  
 MAX CAPACITY: 1.5L  
 MATERIAL: AISI 304 stainless steel / PP internal reservoir  
 FINISH: white epoxy



**DJP0034B**  
 SOAP FORMAT: liquid (DJP0034B) / foam (DJFP035B) / spray (DJSP036B)  
 MAX CAPACITY: 1.5L  
 MATERIAL: AISI 304 stainless steel / PP internal reservoir  
 FINISH: matte black epoxy



**DJP0034C**  
 SOAP FORMAT: liquid (DJP0034C) / foam (DJFP035C) / spray (DJSP036C)  
 MAX CAPACITY: 1.5L  
 MATERIAL: AISI 304 stainless steel / PP internal reservoir  
 FINISH: bright



**DJP0034CS**  
 SOAP FORMAT: liquid (DJP0034CS) / foam (DJFP035CS) / spray (DJSP036CS)  
 MAX CAPACITY: 1.5L  
 MATERIAL: AISI 304 stainless steel / PP internal reservoir  
 FINISH: satin

1u/box

135u/pallet  
 120 x 80 x 130cm



**DJ0120C**  
 SOAP FORMAT: liquid  
 MAX CAPACITY: 0.5L  
 MATERIAL: stainless steel - chrome-plated brass  
 FINISH: bright




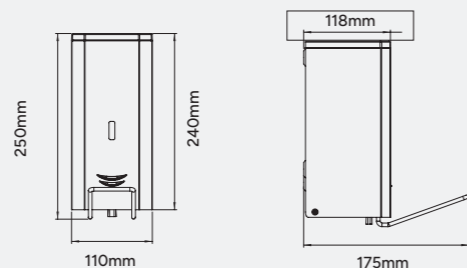
**DJ0121C**  
 SOAP FORMAT: liquid  
 MAX CAPACITY: 0.5L  
 MATERIAL: chrome-plated brass  
 FINISH: bright

One soap dispenser, 3 possible soap format



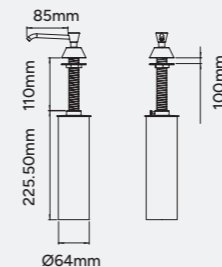
Allows valve interchange. Convert to:  
 liquid soap by adding ref. RCDJ0031V  
 foam soap by adding ref. RCDJF0032V  
 spray soap by adding ref. RCDJF0033V

Allows easy refill:




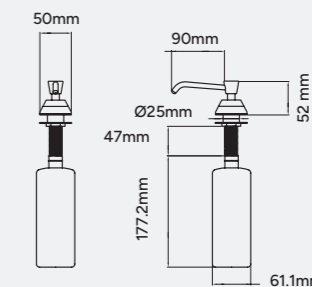
LIQUID

Table of compatible soaps see p. 107



LIQUID

Table of approved soaps see p. 107



## Push-button operated

Recessed



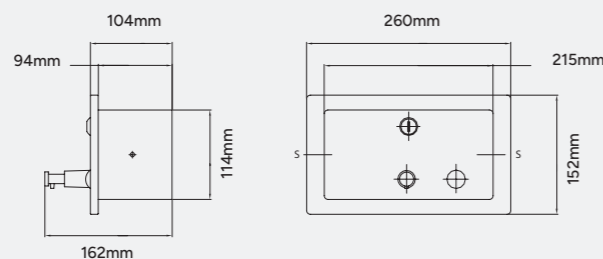
**DJE0010CS**  
 SOAP FORMAT: liquid  
 MAX CAPACITY: 1.4L  
 MATERIAL: AISI 304 stainless steel  
 FINISH: satin

12u/box

72u/pallet  
 120 x 80 x 105cm


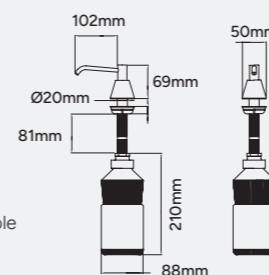
LIQUID

Table of compatible soaps see p. 107




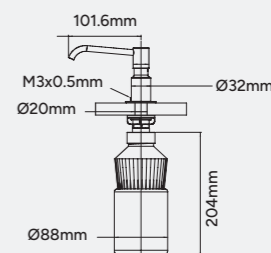
LIQUID

Table of compatible soaps see p. 107



FOAM

Table of approved soaps see p. 107



**DJT118**  
 SOAP FORMAT: liquid  
 MAX CAPACITY: 1L  
 MATERIAL: chrome-plated brass  
 FINISH: bright

24u/box

288u/pallet  
 120 x 80 x 105cm



**DJFE0025C**  
 SOAP FORMAT: foam  
 MAX CAPACITY: 1L  
 MATERIAL: AISI 304 stainless steel  
 FINISH: bright

New

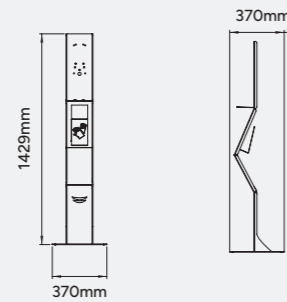


Sanitizing stations



1u/box  
6u/pallet  
120 x 80 x 155cm


**HGPT0040**  
With glove dispenser  
MATERIAL: steel  
FINISH: white epoxy



1u/box  
12u/pallet  
120 x 80 x 125cm

**HGPT0020B**  
MATERIAL: steel  
FINISH: matte black epoxy

Optional accessories:



Glove holder  
(ref. KG0020B)



Bin mounting bracket  
(ref. KITPP2279B)

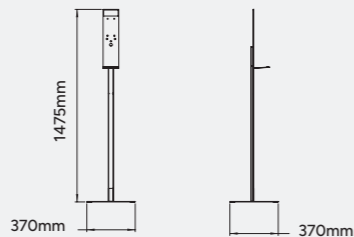


TABLE OF COMPATIBLE SOAPS




REFERENCE	OPERATION			PRODUCT TO BE DISPENSED				% ALCOHOL	DENSITY	VISCOSITY
	AUTO-MATIC	MANUAL LEVER	MANUAL PUSH BUTTON	LIQUID	FOAM	SPRAY	HAND SANITIZER			
DJ0037A-B-C-CS	●			●			●	<80%	0.9-1.35 KG/DM3	500-2500 CP
DJF0038A-B-C-CS	●				●			<80%	0.95-1.05 KG/DM3	*Use specific foam products.*
DJS0039A-B-C-CS	●					●		<85%	0.8 KG/DM3	*Use specific spray products*
DJ0160AS	●			●			●	Not with standard tube. <80% with RCDJ0160AS-T	0.9-1.35 KG/DM3	1-3500 CP
DJ0050A-CS	●			●			●	<80%	0.9-1.35 KG/DM3	500-2500 CP
DJ0252AC	●			●			●	<80%	0.9-1.35 KG/DM3	2000-3500 CP
DJ0031-B-C-CS			●	●			●	<80%	0.9-1.35 KG/DM3	<3000CP
DJF0032-B-C-CS			●		●			<80%	0.95-1.05 KG/DM3	*Use specific foam products.*
DJS033-B-C-CS			●			●		<85%	0.8 KG/DM3	*Use specific spray products*
DJ0040-B-C-CS			●	●				<80%	0.9-1.35 KG/DM3	<3000CP
DJ0010F			●	●			●	<80%	0.9-1.35 KG/DM3	500-2500 Cp
DJ0020F			●	●			●	<80%	0.9-1.35 KG/DM3	500-2500 CP
DJ0030C-CS			●	●			●	<80%	0.9-1.35 KG/DM3	500-2500 CP
DJ0115C-CS			●	●			●	<80%	0.9-1.35 KG/DM3	500-2500 CP
DJ0112C-CS			●	●			●	<80%	0.9-1.35 KG/DM3	500-2500 CP
DJ0111C-CS			●	●			●	<80%	0.9-1.35 KG/DM3	500-2500 CP
DJP0034-B-C-CS		●		●			●	<80%	0.9-1.35 KG/DM3	<3000CP
DJFP035A-B-C-CS		●			●			<80%	0.95-1.05 KG/DM3	Use specific foam products.
DJSP036-B-C-CS		●				●		<85%	0.8 KG/DM3	Use specific spray products.
DJE0010CS			●	●			●	<80%	0.9-1.35 KG/DM3	500-2500 CP
DJT118			●	●			●	<80%	0.9-1.35 KG/DM3	500-2500 CP
DJFE0025C			●		●			<80%	0.9-1.05 KG/DM3	1-100 CP

NOTE: Mediclinics dispensers do not accept products containing methanol, chlorine, or solid or abrasive particles.

## Soap dispensers

### General features table

MODEL	OPERATION		MATERIAL / FINISH									RESERVOIR	
	Manual	Automatic	AISI 304 white stainless steel	AISI 304 black stainless steel	Bright finish AISI 304 stainless steel	Satin finish AISI 304 stainless steel	AISI 430 stainless steel	Chrome-plated brass	Aluminium	ABS	Stainless steel	Thermoplastic	
DJ0037A-AB-AC-ACS		●	●	●	●	●						●	
DJF0038A-AB-AC-ACS		●	●	●	●	●						●	
DJS0039A-AB-AC-ACS		●	●	●	●	●						●	
DJ0050A		●								●	●		
DJ0050ACS		●				●							
DJ0160AS		●						●			●	●	
DJ0252AC		●					●					●	
DJ0031-B-C-CS	●		●	●	●	●						●	
DJF0032-B-C-CS	●		●	●	●	●						●	
DJS0033-B-C-CS	●		●	●	●	●						●	
DJ0040-B-C-CS	●		●	●	●	●						●	
DJ0115C	●				●							●	
DJ0115C-CS	●				●							●	
DJ0112C	●				●							●	
DJ0112C-CS	●				●							●	
DJ0111C	●				●							●	
DJ0111C-CS	●				●							●	
DJ0010F / DJ0020F	●								●			●	
DJP0034-B-C-CS	●		●	●	●	●						●	
DJFP035-B-C-CS	●		●	●	●	●						●	
DJSP036-B-C-CS	●		●	●	●	●						●	
DJE0010CS	●					●						●	
DJ0120C	●						●				●		
DJ0121C	●						●					●	
DJT118	●						●					●	
DJFE0025C	●						●					●	

TRAFO ADAPTER TYPES		
		
REFERENCES		
KA0090 CABLE LENGTH: 1m	KA0090-TYPEA CABLE LENGTH: 1m	KA0090-TYPEG CABLE LENGTH: 1m
KA0090B-2M CABLE LENGTH: 2m	KA0090B-A-2M CABLE LENGTH: 2m	KA0090B-G-2M CABLE LENGTH: 2m
KA0090-5M CABLE LENGTH: 5m	KA0090-A-5M CABLE LENGTH: 5m	KA0090-G-5M CABLE LENGTH: 5m

NOTE: Mediclinics accepts no responsibility for any product malfunction caused by the use of a transformer other than the original.

## Soap dispensers

### General features table

RECESSED	SOAP FORMAT			CAPACITY								SUITABLE FOR			MODEL
	Liquid	Foam	Spray	1.50 l	1.40 l	1.30 l	1.20 l	1.10 l	1.00 l	0.80 l	0.50 l	Gyms Sports centres	Hospitals Health care centres	Hotels Other accommodation	
	●								●			●	●	●	DJ0037A-AB-AC-ACS
		●							●			●	●	●	DJF0038A-AB-AC-ACS
			●						●			●	●	●	DJS0039A-AB-AC-ACS
	●							●				●	●	●	DJ0050A
	●							●				●	●	●	DJ0050ACS
	●									●		●	●	●	DJ0160AS
●	●			●								●	●	●	DJ0252AC
	●			●								●	●	●	DJ0031-B-C-CS
		●		●								●	●	●	DJF0032-B-C-CS
			●	●								●	●	●	DJS0033-B-C-CS
	●			●								●	●	●	DJ0040-B-C-CS
	●							●				●	●	●	DJ0115C
	●							●				●	●	●	DJ0115C-CS
	●	●							●			●	●	●	DJ0112C
	●	●								●		●	●	●	DJ0112C-CS
	●									●		●	●	●	DJ0111C
	●									●		●	●	●	DJ0111C-CS
	●									●		●	●	●	DJ0010F / DJ0020F
	●			●				●				●	●	●	DJP0034-B-C-CS
		●		●				●				●	●	●	DJFP035-B-C-CS
			●	●				●				●	●	●	DJSP036-B-C-CS
●	●							●				●	●	●	DJE0010CS
●	●										●	●	●	●	DJ0120C
●	●										●	●	●	●	DJ0121C
●	●											●	●	●	DJT118
●		●										●	●	●	DJFE0025C



07

## Toilet paper dispensers

---

Mediclinics offers a wide range of toilet roll dispensers made from high-quality materials that provide **reliability, robustness and long-term use**, especially in high-traffic areas.

Their **large capacity, durability and functionality** make them an ideal solution for public toilet facilities. They are **compatible with toilet rolls of various diameters and core sizes**, providing great **versatility of use**. In addition, they feature advanced **anti-vandal security systems** and **paper braking mechanisms**, which optimise consumption, reduce environmental impact and contribute to long-term operational savings.

Thanks to their elegant and easily integrable design, these dispensers fit seamlessly into any space, seeking to combine **hygiene, efficiency and aesthetics** in a single product.



Toilet paper dispenser - ref. PR2783B

# PR2783

High capacity and durability

Jumbo roll dispensers



Designed for demanding environments, this dispenser is built to perform at its best in **high-traffic areas**. Its **large capacity, durability and functionality** make it a **long-lasting, efficient and reliable solution**. Made of **AISI 304 stainless steel**, it features a front viewing window for content monitoring and an anti-vandal lock for added security.



120 x 80 x 135cm



**PR2783**

CAPACITY: max. Ø230mm  
 ROLLS: 1 industrial jumbo roll  
 MATERIAL: steel  
 FINISH: white epoxy



**PR2783B**

CAPACITY: max. Ø230mm  
 ROLLS: 1 industrial jumbo roll  
 MATERIAL: steel  
 FINISH: matte black epoxy



**PR2783C**

CAPACITY: max. Ø230mm  
 ROLLS: 1 industrial jumbo roll  
 MATERIAL: AISI 304 stainless steel  
 FINISH: bright



**PR2783CS**

CAPACITY: max. Ø230mm  
 ROLLS: 1 industrial jumbo roll  
 MATERIAL: AISI 304 stainless steel  
 FINISH: satin

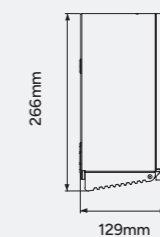
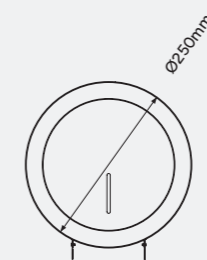
Optional: PVD coating  
 See page 214



Optional accessories:



Roll dispenser shelf for placing objects (ref. RPR2700CS)



TECHNICAL DATA SHEET

Jumbo roll or standard roll dispensers



**PR2787**  
 CAPACITY: max. Ø275mm  
 ROLLS: 1 jumbo roll (optional 3 standard rolls)  
 MATERIAL: steel  
 FINISH: white epoxy



**PR2787B**  
 CAPACITY: max. Ø275mm  
 ROLLS: 1 jumbo roll (optional 3 standard rolls)  
 MATERIAL: steel  
 FINISH: matte black epoxy



**PR2787C**  
 CAPACITY: max. Ø275mm  
 ROLLS: 1 jumbo roll (optional 3 standard rolls)  
 MATERIAL: AISI 304 stainless steel  
 FINISH: bright



**PR2787CS**  
 CAPACITY: max. Ø275mm  
 ROLLS: 1 jumbo roll (optional 3 standard rolls)  
 MATERIAL: AISI 304 stainless steel  
 FINISH: satin

1u/box  
 57u/pallet  
 120 x 80 x 110cm

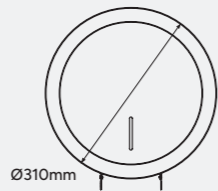
Optional accessories:



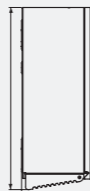
Adapter for 3 rolls (ref. KIT2789)



Roll dispenser shelf for placing objects (ref. RPR2700CS)



Ø310mm



329mm

129mm



TECHNICAL DATA SHEET



**PR2789**  
 CAPACITY: 3 rolls  
 ROLLS: 3 standard rolls (optional 1 jumbo roll)  
 MATERIAL: steel  
 FINISH: white epoxy



**PR2789B**  
 CAPACITY: 3 rolls  
 ROLLS: 3 standard rolls (optional 1 jumbo roll)  
 MATERIAL: steel  
 FINISH: matte black epoxy



**PR2789C**  
 CAPACITY: 3 rolls  
 ROLLS: 3 standard rolls (optional 1 jumbo roll)  
 MATERIAL: AISI 304 stainless steel  
 FINISH: bright



**PR2789CS**  
 CAPACITY: 3 rolls  
 ROLLS: 3 standard rolls (optional 1 jumbo roll)  
 MATERIAL: AISI 304 stainless steel  
 FINISH: satin

1u/box  
 57u/pallet  
 120 x 80 x 110cm

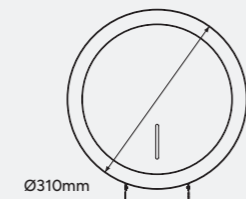
Optional accessories:



Adapter for 1 jumbo roll (ref. RC9391005SMD)



Roll dispenser shelf for placing objects (ref. RPR2700CS)



Ø310mm



329mm

129mm



TECHNICAL DATA SHEET

# PR2784

Elegance and convenience

Standard roll dispenser



This stylish vertical toilet paper dispenser combines capacity, durability and functionality, offering an **efficient, low-maintenance solution. Ideal for small spaces with medium traffic.** Includes an **anti-vandal lock** for added security.



**PR2784**  
 CAPACITY: 2 rolls  
 MATERIAL: steel  
 FINISH: white epoxy



**PR2784B**  
 CAPACITY: 2 rolls  
 MATERIAL: steel  
 FINISH: matte black epoxy



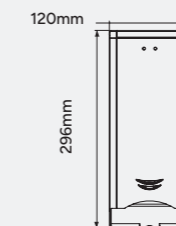
**PR2784C**  
 CAPACITY: 2 rolls  
 MATERIAL: AISI 304 stainless steel  
 FINISH: bright



**PR2784CS**  
 CAPACITY: 2 rolls  
 MATERIAL: AISI 304 stainless steel  
 FINISH: satin

1u/box  
 133u/pallet  
 120 x 80 x 130cm

Optional: PVD coating  
 See page 214



120mm

296mm



152mm



TECHNICAL DATA SHEET

## Standard roll dispensers



**PR0781**  
CAPACITY: 3 rolls  
MATERIAL: steel  
FINISH: white epoxy



**PR0781C**  
CAPACITY: 3 rolls  
MATERIAL: AISI 304 stainless steel  
FINISH: bright



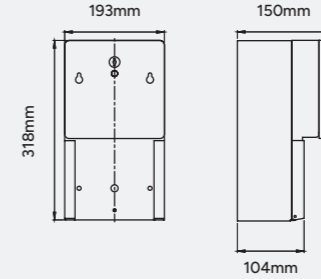
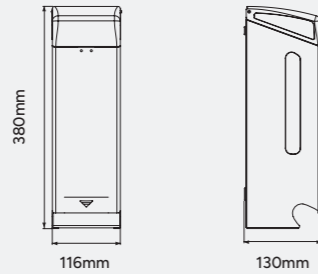
**PR0781CS**  
CAPACITY: 3 rolls  
MATERIAL: AISI 304 stainless steel  
FINISH: satin

1u/box  
144u/pallet  
120 x 80 x 130cm



**PRE700CS**  
For recessed installation  
CAPACITY: 2 rolls  
MATERIAL: AISI 304 stainless steel  
FINISH: satin

12u/box  
96u/pallet  
120 x 80 x 120cm



## Toilet tissue dispensers



**PR0700CS**  
CAPACITY: 2 rolls  
MATERIAL: AISI 304 stainless steel  
FINISH: satin

12u/box  
96u/pallet  
120 x 80 x 120cm



**DTH100**  
CAPACITY: 400 toilet tissues  
MATERIAL: steel  
FINISH: white epoxy



**DTH100B**  
CAPACITY: 400 toilet tissues  
MATERIAL: steel  
FINISH: black epoxy

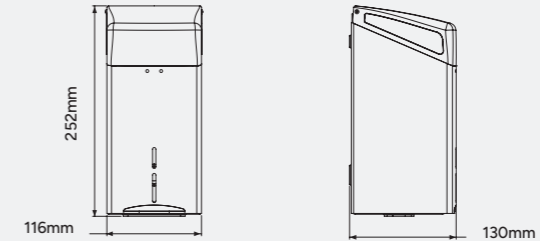

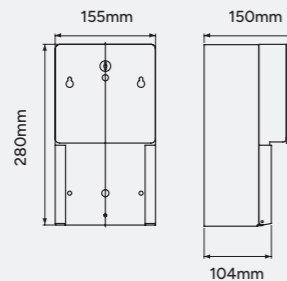


**DTH100C**  
CAPACITY: 400 toilet tissues  
MATERIAL: AISI 304 stainless steel  
FINISH: bright



**DTH100CS**  
CAPACITY: 400 toilet tissues  
MATERIAL: AISI 304 stainless steel  
FINISH: satin

1u/box  
108u/pallet  
120 x 80 x 98cm



### Sanitary bag dispensers



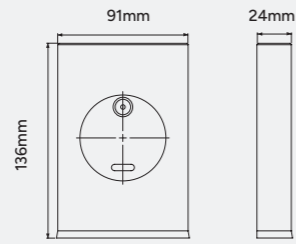
**AI0920C**  
MATERIAL: AISI 304 stainless steel  
FINISH: bright



**AI0920CS**  
MATERIAL: AISI 304 stainless steel  
FINISH: satin



**AI0920B**  
MATERIAL: steel  
FINISH: black epoxy

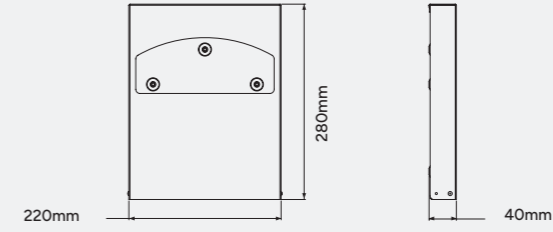


TECHNICAL DATA SHEET

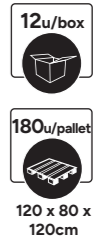
### Seat cover dispensers



**DCA100CS**  
CAPACITY: 250 seat covers  
MATERIAL: AISI 304 stainless steel  
FINISH: satin



TECHNICAL DATA SHEET




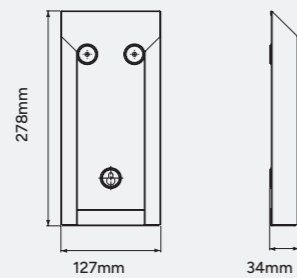
**DBH100**  
CAPACITY: 50 bags  
MATERIAL: steel  
FINISH: white epoxy



**DBH100C**  
CAPACITY: 50 bags  
MATERIAL: AISI 304 stainless steel  
FINISH: bright



**DBH100CS**  
CAPACITY: 50 bags  
MATERIAL: AISI 304 stainless steel  
FINISH: satin



TECHNICAL DATA SHEET

**Toilet paper dispensers**  
General features table

MODEL	MATERIAL / FINISH								RECESSED	PAPER TYPE / CAPACITY	
	White epoxy steel	Black epoxy steel	Bright finish AISI 304 stainless steel	Satin finish AISI 304 stainless steel	White epoxy AISI 430 stainless steel	Satin finish AISI 430 stainless steel	AISI 430 black stainless steel	White ABS		STANDARD ROLL	
										2 rolls	3 rolls
PR2783	•										
PR2783B		•									
PR2783C			•								
PR2783CS				•							
PR2787	•										
PR2787B		•									
PR2787C			•								
PR2787CS				•							
PR2789	•									•	
PR2789B		•								•	
PR2789C			•							•	
PR27879S				•						•	
PR0781	•									•	
PR0781C			•							•	
PR0781CS				•						•	
PR2784	•								•		
PR2784B		•							•		
PR2784C			•						•		
PR2784CS				•					•		
PR0700C				•					•		
PR0700CS				•				•	•		
DTH100	•										
DTH100C			•								
DTH100CS				•							
AI0920C			•								
AI0920CS				•							
AI0920B		•									
DBH100	•										
DBH100C			•								
DBH100CS				•							
DCA100CS				•							

**Toilet paper dispensers**  
General features table

PAPER TYPE / CAPACITY				SHAPE			LOCKABLE WITH KEY	SUITABLE FOR				MODEL
JUMBO ROLL			TOILET TISSUES 400 toilet tissues	Square	Rectangular	Round		Gyms and sports centres or equivalent	Hospitals and health care centres	Hotels and other accommodation	Shopping centres, airports or equivalent	
Ø 230 mm	Ø 275 mm	Ø 330 mm										
•						•	•	•	•	•	•	PR2783
•						•	•	•	•	•	•	PR2783B
•						•	•	•	•	•	•	PR2783C
•						•	•	•	•	•	•	PR2783CS
	•					•	•	•	•	•	•	PR2787
	•					•	•	•	•	•	•	PR2787B
	•					•	•	•	•	•	•	PR2787C
	•					•	•	•	•	•	•	PR2787CS
						•	•	•	•	•	•	PR2789
						•	•	•	•	•	•	PR2789B
						•	•	•	•	•	•	PR2789C
						•	•	•	•	•	•	PR27879S
							•	•	•	•	•	PR0781
							•	•	•	•	•	PR0781C
							•	•	•	•	•	PR0781CS
							•	•	•	•	•	PR2784
							•	•	•	•	•	PR2784B
							•	•	•	•	•	PR2784C
							•	•	•	•	•	PR2784CS
							•	•	•	•	•	PR0700C
							•	•	•	•	•	PR0700CS
								•	•	•	•	DTH100
								•	•	•	•	DTH100C
								•	•	•	•	DTH100CS
								•	•	•	•	AI0920C
								•	•	•	•	AI0920CS
								•	•	•	•	AI0920B
								•	•	•	•	DBH100
								•	•	•	•	DBH100C
								•	•	•	•	DBH100CS
								•	•	•	•	DCA100CS



08

## Paper towel dispensers

---

Paper towel dispensers with a **compact, anti-vandal design and with no sharp edges**. Designed for more efficient paper use and equipped with a special security lock, ensuring **reliable and safe use**.

Available in **a variety of materials and finishes** to integrate easily into any public toilet facility environment. External viewing window to monitor paper level, available in different capacities and for various paper formats.

Suitable for installation in high-traffic, **modern** yet **functional spaces** that prioritize durability, efficiency and hygiene.



Paper towel dispenser - ref. DT2106CS

# DT2106

Elegance and functionality

Wall-mounted  
C/Z fold towel

**High-capacity** paper towel dispenser. It can hold up to 600 C/Z-fold towels, making it ideal for high-traffic areas seeking **functionality, aesthetics and durability**. Available in four different finishes and with the option of **PVD coating** to offer even greater versatility.



**DT2106**  
CAPACITY: 400-600 C/Z FOLD towels  
MATERIAL: steel  
FINISH: white epoxy



**DT2106B**  
CAPACITY: 400-600 C/Z FOLD towels  
MATERIAL: steel  
FINISH: matte black epoxy



**DT2106C**  
CAPACITY: 400-600 C/Z FOLD towels  
MATERIAL: AISI 304 stainless steel  
FINISH: bright



**DT2106CS**  
CAPACITY: 400-600 C/Z FOLD towels  
MATERIAL: AISI 304 stainless steel  
FINISH: satin



120 x 80 x 125cm


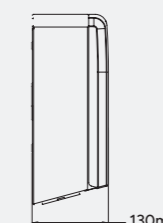
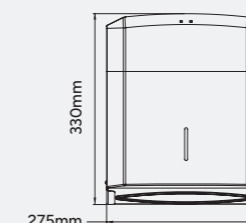
Optional: PVD coating  
See page 214



Optional accessories:



Adapter for shorter paper towels (ref. 93910001SMD)



TECHNICAL DATA SHEET

Recessed  
C/Z fold towel



4u/box

32u/pallet

120 x 80 x 110cm

**DTE0020CS**

CAPACITY: 200-400 C/Z fold towels  
MATERIAL: AISI 304 stainless steel  
FINISH: satin




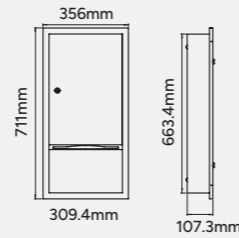

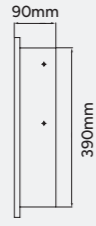
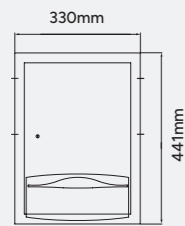
1u/box

21u/pallet

120 x 80 x 120cm

**DTE0040CS**

CAPACITY: 600-800 C/Z fold towels  
MATERIAL: AISI 304 stainless steel  
FINISH: satin



Wall-mounted  
Jumbo roll



**DT0303**

CAPACITY: max. roll Ø250 mm  
MATERIAL: steel  
FINISH: white epoxy



**DT0303C**

CAPACITY: max. roll Ø250 mm  
MATERIAL: AISI 304 stainless steel  
FINISH: bright



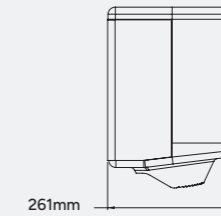
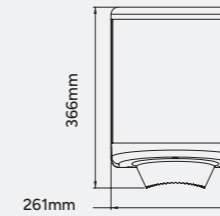
**DT0303CS**

CAPACITY: max. Ø250 mm roll  
MATERIAL: AISI 304 stainless steel  
FINISH: satin

1u/box

32u/pallet

120 x 80 x 130cm



Wall-mounted  
Roll




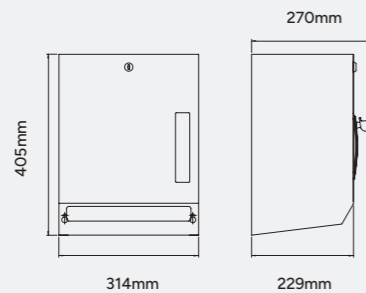
**DTP025CS**

CAPACITY: paper roll Ø220 mm  
MATERIAL: AISI 304 stainless steel  
FINISH: satin

1u/box

15u/pallet

120 x 80 x 105cm



Paper towel dispensers  
General features table

MODEL	MATERIAL / FINISH											INSTALLATION	
	White epoxy steel	Matte black epoxy steel	White epoxy AISI 430 stainless steel	Satin finish AISI 430 stainless steel	AISI 430 black stainless steel	Bright finish AISI 304 stainless steel	Satin finish AISI 304 stainless steel	Anodised aluminium	White ABS	White/Fumé ABS	White/blue PP	Wall-mounted	Semi-recessed Recessed
DT2106	•											•	
DT2106B		•										•	
DT2106C						•						•	
DT2106CS							•					•	
DTE0020CS							•					•	
DTE0040CS							•					•	
DTP025CS							•						•
DT0303	•											•	
DT0303C						•						•	
DT0303CS							•					•	

Paper towel dispensers  
General features table

OPENING		PAPER TYPE / CAPACITY								LOCKABLE WITH KEY	SUITABLE FOR			MODEL	
Front opening	Top opening	C/Z FOLD					ROLL / JUMBO ROLL				Gyms and sports centres or equivalent	Hospitals and health care centres	Hotels and other accommodation		
		200-400 units	250-300 units	400-600 units	500-600 units	600-800 units	Ø 165 mm	Ø 200 mm	Ø 220 mm	Ø 250 mm					
	•			•							•	•	•	•	DT2106
	•			•							•	•	•	•	DT2106B
	•			•							•	•	•	•	DT2106C
	•			•							•	•	•	•	DT2106CS
•		•									•	•	•	•	DTE0020CS
•							•				•	•	•	•	DTE0040CS
•										•	•	•	•	•	DTP025CS
•											•	•	•		DT0303
•											•	•	•		DT0303C
•											•	•	•		DT0303CS



# 09

## Waste bins and other containers

---

Bins with a functional design for **quick and easy maintenance**. They stand out for their versatility and durability, making daily waste management easier. Available in **free-standing, wall-mounted or recessed versions**.

**Made from durable, high-quality materials**, they suit all types of environments and needs, with capacities **ranging from 3 litres** — ideal for small spaces — **to 80 litres**, designed for high-traffic areas.

With clean, minimalist lines, these bins not only offer a practical solution for waste collection, but also **integrate elegantly** into any public toilet facility setting. They are the perfect choice for offices, receptions, sports facilities, shops, airports and shopping centres.



Bin with self-closing lid - ref. PP0080CS

# PP0080

High capacity for high-traffic areas

Waste bin with self-closing lid



Bin designed for **high-traffic areas**, holds up to 80 litres, thus minimizing maintenance needs. With **minimalist lines and gently rounded edges**, it integrates perfectly into any space. It also features a **self-closing lid** for greater hygiene and discretion.



**PP0080**  
CAPACITY: 80L  
MATERIAL: steel  
FINISH: white epoxy

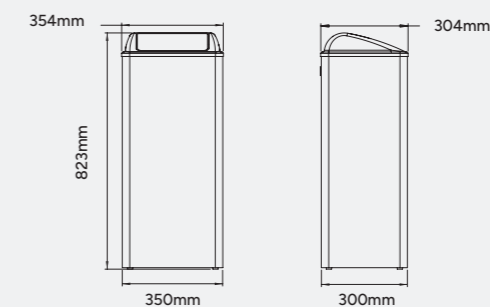


**PP0080C**  
CAPACITY: 80L  
MATERIAL: AISI 304 stainless steel  
FINISH: bright



**PP0080CS**  
CAPACITY: 80L  
MATERIAL: AISI 304 stainless steel  
FINISH: satin

1u/box  
8u/pallet  
120 x 80 x 135cm



TECHNICAL DATA SHEET

## Waste bins with self-closing lid



**PP0065**  
CAPACITY: 65L  
MATERIAL: steel  
FINISH: white epoxy



**PP0065C**  
CAPACITY: 65L  
MATERIAL: AISI 304 stainless steel  
FINISH: bright



**PP0065CS**  
CAPACITY: 65L  
MATERIAL: AISI 304 stainless steel  
FINISH: satin

1u/box  
8u/pallet  
120 x 80 x 120cm



**PPA4279**  
CAPACITY: 40L  
MATERIAL: steel  
FINISH: white epoxy



**PPA4279B**  
CAPACITY: 40L  
MATERIAL: steel  
FINISH: black epoxy


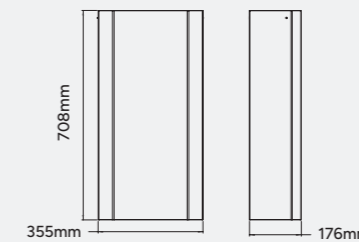
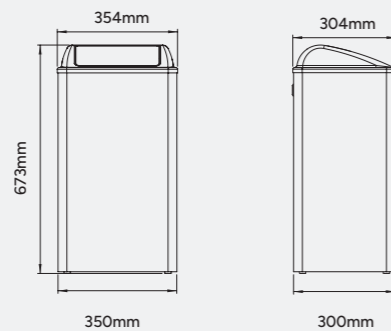


**PPA4279C**  
CAPACITY: 40L  
MATERIAL: AISI 304 stainless steel  
FINISH: bright



**PPA4279CS**  
CAPACITY: 40L  
MATERIAL: AISI 304 stainless steel  
FINISH: satin

1u/box  
18u/pallet  
120 x 80 x 130cm



## Open waste bins



**PP1080**  
CAPACITY: 80L (PP1080), 65L (PP1065)  
MATERIAL: steel  
FINISH: white epoxy



**PP1080C**  
CAPACITY: 80L (PP1080C), 65L (PP1065C)  
MATERIAL: AISI 304 stainless steel  
FINISH: bright



**PP1080CS**  
CAPACITY: 80L (PP1080CS), 65L (PP1065CS)  
MATERIAL: AISI 304 stainless steel  
FINISH: satin

1u/box  
8u/pallet  
120 x 80 x 135cm



**PPA2279**  
CAPACITY: 25L  
MATERIAL: steel  
FINISH: white epoxy



**PPA2279B**  
CAPACITY: 25L  
MATERIAL: steel  
FINISH: matte black epoxy



**PPA2279C**  
CAPACITY: 25L  
MATERIAL: AISI 304 stainless steel  
FINISH: bright



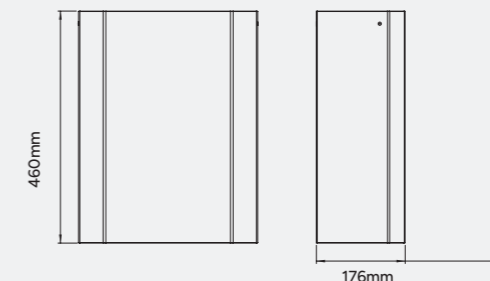

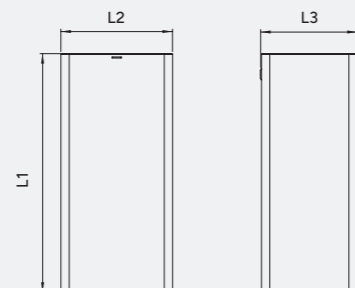
**PPA2279CS**  
CAPACITY: 25L  
MATERIAL: AISI 304 stainless steel  
FINISH: satin

1u/box  
24u/pallet  
120 x 80 x 110cm

Optional: PVD coating  
See page 214



L1 L2 L3  
PP1080-C-CS: 755 x 350 x 303mm  
PP1065-C-CS: 605 x 350 x 303mm





**PPA2212**  
CAPACITY: 12L  
MATERIAL: steel  
FINISH: white epoxy



**PPA2212B**  
CAPACITY: 12L  
MATERIAL: steel  
FINISH: matte black epoxy



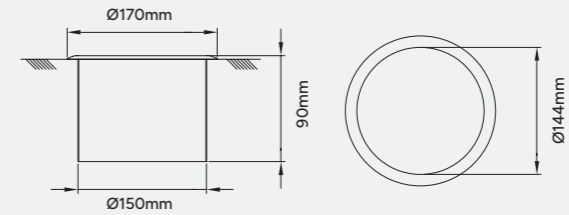
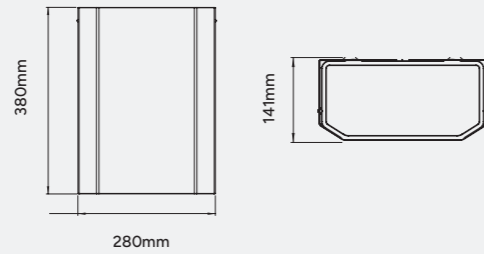
**PPA2212CS**  
CAPACITY: 12L  
MATERIAL: AISI 304 stainless steel  
FINISH: satin

1u/box  
45u/pallet  
120 x 80 x 130cm



**PP0003C**  
Container for waste collection  
MATERIAL: AISI 304 STAINLESS STEEL  
FINISH: satin

20u/box  
120u/pallet  
120 x 80 x 90cm



Recessed waste bin



**PPE0010CS**  
CAPACITY: 14.2L  
MATERIAL: AISI 304 stainless steel  
FINISH: satin

1u/box  
18u/pallet  
120 x 80 x 120cm



**PPE0035CS**  
CAPACITY: 4L  
MATERIAL: AISI 304 stainless steel  
FINISH: satin

1u/box  
40u/pallet  
120 x 80 x 105cm

Sanitary bins



**PP0006**  
CAPACITY: 6L  
MATERIAL: steel  
FINISH: white epoxy



**PP0006B**  
CAPACITY: 6L  
MATERIAL: steel  
FINISH: matte black epoxy

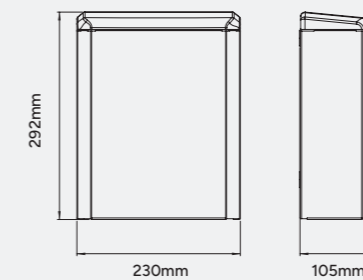

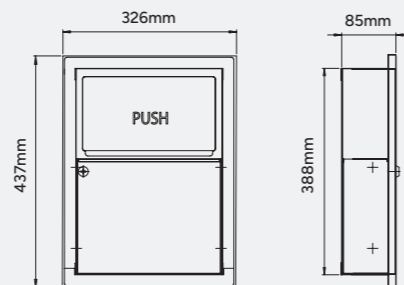
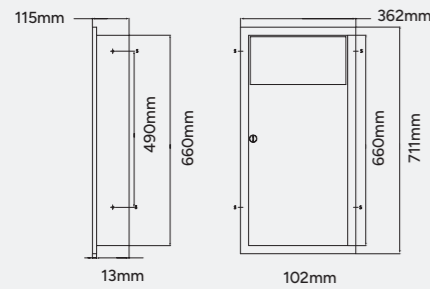


**PP0006C**  
CAPACITY: 6L  
MATERIAL: AISI 304 stainless steel  
FINISH: bright



**PP0006CS**  
CAPACITY: 6L  
MATERIAL: AISI 304 stainless steel  
FINISH: satin

1u/box  
96u/pallet  
120 x 80 x 120cm





**PPA4010**  
with double lid  
CAPACITY: 10L  
MATERIAL: steel  
FINISH: white epoxy



**PPA4010B**  
with double lid  
CAPACITY: 10L  
MATERIAL: steel  
FINISH: black epoxy



**PPA4010CS**  
with double lid  
CAPACITY: 10L  
MATERIAL: AISI 304 stainless steel  
FINISH: satin

1u/box  
45u/pallet  
120 x 80 x 130cm



**PP1321**  
CAPACITY: 20L  
MATERIAL: steel  
FINISH: white


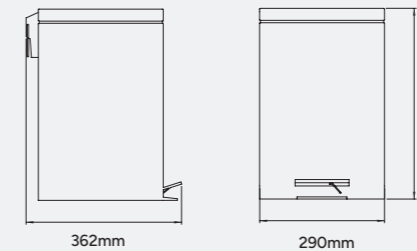
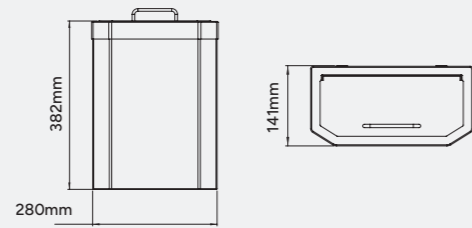


**PP1321C**  
CAPACITY: 20L  
MATERIAL: AISI 410 stainless steel  
FINISH: bright



**PP1321CS**  
CAPACITY: 20L  
MATERIAL: AISI 410 stainless steel  
FINISH: satin

2u/box  
12u/pallet  
120 x 80 x 115cm



Pedal bins



**PP1214 / PP1206**  
CAPACITY: 12L (PP1214), 6L (PP1206)  
MATERIAL: steel  
FINISH: white



**PP1214C / PP1206C**  
CAPACITY: 12L (PP1214C), 6L (PP1206C)  
MATERIAL: AISI 410 stainless steel  
FINISH: bright

**PP1214** 2u/box 20u/pallet 120 x 80 x 105cm  
**PP1206** 4u/box 32u/pallet 120 x 80 x 105cm



**PP1214CS / PP1206CS**  
CAPACITY: 12L (PP1214CS), 6L (PP1206CS)  
MATERIAL: AISI 410 stainless steel  
FINISH: satin



**PP1312 / PP1305 / PP1303**  
CAPACITY: 12L (PP1312), 5L (PP1305), 3L (PP1303)  
MATERIAL: steel  
FINISH: white



**PP1312B / PP1305B / PP1303B**  
CAPACITY: 12L (PP1312B), 5L (PP1305B), 3L (PP1303B)  
MATERIAL: steel  
FINISH: black



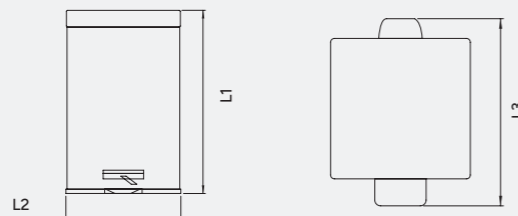
**PP1312C / PP1305C / PP1303C**  
CAPACITY: 12L (PP1312C), 5L (PP1305C), 3L (PP1303C)  
MATERIAL: AISI 410 stainless steel  
FINISH: bright



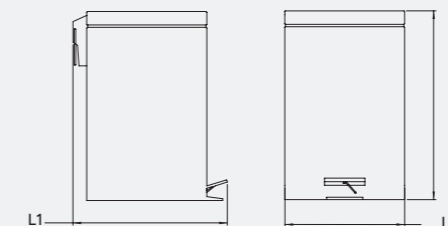
**PP1312CS / PP1305CS / PP1303CS**  
CAPACITY: 12L (PP1312CS), 5L (PP1305CS), 3L (PP1303CS)  
MATERIAL: AISI 410 stainless steel  
FINISH: satin

**PP1312** 4u/box 32u/pallet 120 x 80 x 125cm  
**PP1305 / PP1303** 6u/box 36u/pallet 120 x 80 x 110cm

L1 L2 L3  
PP1214-C-CS: 380 x 238 x 318mm  
PP1206-C-CS: 290 x 200 x 280mm



L1 L2 L3  
PP1312-C-CS-B: 320 x 392 x 249mm  
PP1305-C-CS-B: 264 x 275 x 205mm  
PP1303-C-CS-B: 226 x 250 x 168mm



**Waste bins**  
General features table

MODEL	SURFACE						MATERIAL / FINISH							
	Self-closing lid	Open	Manual lid	Double manual lid	Pedal operation	Recessed	White epoxy steel	Black epoxy steel	Bright finish AISI 304 stainless steel	Satin finish AISI 304 stainless steel	White epoxy AISI 430 stainless steel	AISI 430 black stainless steel	Bright finish 430 stainless steel	Satin finish AISI 430 stainless steel
PP0080-C-CS	●						●		●	●				
PP0065-C-CS	●						●		●	●				
PP1080-C-CS		●					●		●	●				
PP1065-C-CS		●					●		●	●				
PPA4279-C-CS-B		●					●	●	●	●				
PPA2279-C-CS-B		●					●	●	●	●				
PPA2212-CS-B		●					●	●		●				
PPE0010CS	●					●				●				
PPE0035CS	●					●				●				
PP0006-C-CS-B			●				●	●	●	●				
PPA410-CS-B				●			●	●		●				
PP1214-C-CS					●		●					●	●	
PP1206-C-CS					●		●					●	●	
PP1321-C-CS-B					●		●					●	●	
PP1312-C-CS-B					●		●					●	●	
PP1303-C-CS-B					●		●					●	●	
PP1305-C-CS-B					●		●	●						

**Waste bins**  
General features table

CAPACITY														SUITABLE FOR				MODEL
80-120 L	65 L	50 L	40 L	25 L	20 L	18 L	14 L	12 L	10 L	6 L	5 L	3 L	Offices, official organizations, schools or equivalent	Hospitals, health care centres, hotels	Airports, shopping centres or equivalent	Gyms, sports centres		
●													●	●	●	●	PP0080-C-CS	
	●												●	●	●	●	PP0065-C-CS	
●													●	●	●	●	PP1080-C-CS	
	●												●	●	●	●	PP1065-C-CS	
			●										●	●	●	●	PPA4279-C-CS-B	
				●									●	●	●	●	PPA2279-C-CS-B	
								●					●	●	●	●	PPA2212-CS-B	
								●					●	●	●	●	PPE0010CS	
													●	●	●	●	PPE0035CS	
										●			●	●	●	●	PP0006-C-CS-B	
									●				●	●	●	●	PPA410-CS-B	
									●				●	●			PP1214-C-CS	
										●			●	●			PP1206-C-CS	
					●								●	●			PP1321-C-CS-B	
									●				●	●			PP1312-C-CS-B	
													●	●			PP1303-C-CS-B	
													●	●			PP1305-C-CS-B	



10

## Combined units

---

**Elegantly and robustly designed** multi-use cabinets, manufactured in AISI 304 stainless steel that combine high-capacity paper towel dispensers, waste bins and high performance hand dryers.

Perfect for installation in **high-traffic areas** such as airports, shopping centres, gyms, etc.

Recessed



1u/box  
6u/pallet  
120 x 80 x 185cm

**DTES0040CS**

Paper towel + hand dryer + waste bin  
PAPER TOWEL CAPACITY: 300–500 pcs in C/Z  
BIN CAPACITY: 24L  
MATERIAL: AISI 304 stainless steel  
FINISH: satin



1u/box  
12u/pallet  
120 x 80 x 160cm

**DTE0050CS**

Paper towel + waste bin  
PAPER TOWEL CAPACITY:  
600–800 pcs in C/Z  
BIN CAPACITY: 12.5L  
MATERIAL: AISI 304 stainless steel  
FINISH: satin

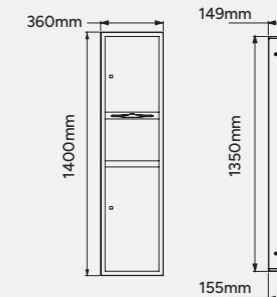

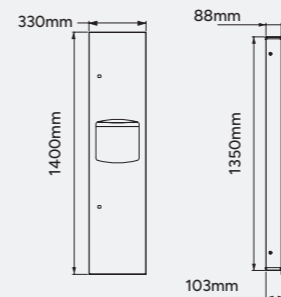
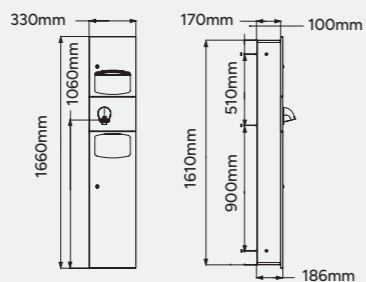


1u/box  
8u/pallet  
120 x 80 x 160cm

**DTE0010CS**

Paper towel + waste bin  
PAPER TOWEL CAPACITY:  
600–800 pcs in C/Z  
BIN CAPACITY: 26.5L  
MATERIAL: AISI 304 stainless steel  
FINISH: satin

**Optional accessories:**  
Frame for wall-mounted installation  
MATERIAL: AISI 304 stainless steel  
FINISH: satin  
(ref. KT0040CS)



1u/box  
8u/pallet  
120 x 80 x 185cm

**DTES0060CS**

Paper towel + hand dryer + waste bin  
PAPER TOWEL CAPACITY: 500–600 pcs in C/Z  
BIN CAPACITY: 23L  
MATERIAL: AISI 304 stainless steel  
FINISH: satin

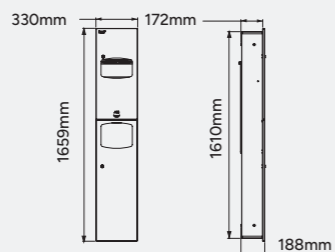


1u/box  
18u/pallet  
120 x 80 x 110cm

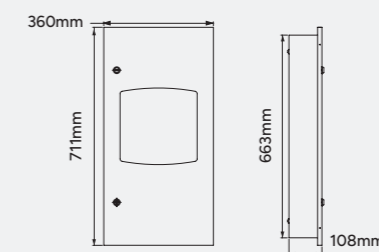
**DTE0030CS**

Paper towel + waste bin  
PAPER TOWEL CAPACITY: 400–600 pcs in C/Z  
BIN CAPACITY: 7.6L  
MATERIAL: AISI 304 stainless steel  
FINISH: satin

**Optional accessories:**  
Frame for wall-mounted installation  
MATERIAL: AISI 304 stainless steel  
FINISH: satin  
(ref. KT0040CS)



**Optional accessories:**  
Frame for wall-mounted installation  
MATERIAL: AISI 304 stainless steel  
FINISH: satin  
(ref. KT0030CS)



**Combined units**  
General features table

MODEL	MATERIAL		FINISH			COMPONENTS OF THE UNIT				
	AISI 304 stainless steel	AISI 430 stainless steel	Satin	White	Black	Optima® dryer	Saniflow® dryer	C/Z fold paper towel dispenser	Waste bin	Soap dispenser
DTES0040CS	•		•				•	•	•	
DTES0060CS	•		•			•		•	•	
KT0040CS	•		•							
DTE0010CS	•		•					•	•	
DTE0030CS	•		•					•	•	
KT0030CS	•		•							
DTE0050CS	•		•					•	•	

**Combined units**  
General features table

PAPER TOWEL DISPENSER CAPACITY			BIN CAPACITY					SOAP CAPACITY	LOCK WITH SECURITY KEY	ADA / UNE	MODEL
600 - 800 C/Z	300 - 500 C/Z	400 - 600 C/Z	26.5L	24L	23L	12.5L	7.6L	1.2L			
	•			•					•	•	DTES0040CS
	•				•				•	•	DTES0060CS
											KT0040CS
•			•						•	•	DTE0010CS
		•					•		•	•	DTE0030CS
											KT0030CS
•							•		•	•	DTE0050CS



11

## Bathroom accessories

---

Mediclinics offers an extensive range of bathroom accessories for public spaces, notable for their **durable materials and variety of finishes**. Each line includes a carefully selected range of towel rails, soap dishes, shelves, toilet roll holders, toilet brush sets and robe hooks, among others, offering great versatility and functionality. Designed to integrate easily into any setting and **meet all kinds of needs**.



# AURA series

Rounded lines  
and pleasant to the touch



The accessories in the AURA series stand out for their **smooth, rounded finishes**. Available in bright, satin finish or black AISI 304 stainless steel, they blend perfectly into any environment, providing a **sense of comfort** to daily routines.

# AURA series

## Towel rails

## Robe hooks



**AI1323**  
Shelf with towel rack  
MATERIAL: AISI 304 stainless steel  
FINISH: bright (AI1323C), satin (AI1323CS), black (AI1323B)



**AI1311**  
Double towel rail  
MATERIAL: AISI 304 stainless steel  
FINISH: bright (AI1311C), satin (AI1311CS), black (AI1311B)



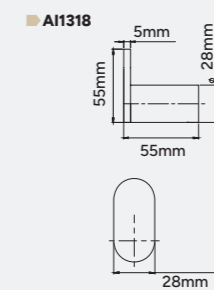
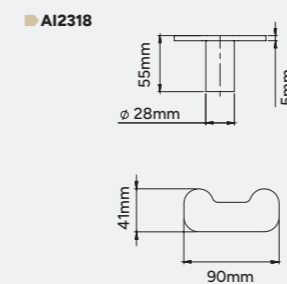
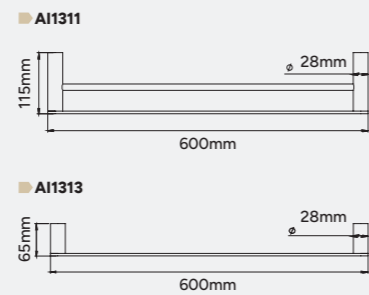
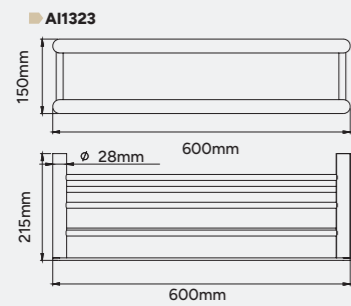
**AI1313**  
Towel rail  
MATERIAL: AISI 304 stainless steel  
FINISH: bright (AI1313C), satin (AI1313CS), black (AI1313B)



**AI2318**  
Double robe hook  
MATERIAL: AISI 304 stainless steel  
FINISH: bright (AI2318C), satin (AI2318CS), black (AI2318B)



**AI1318**  
Robe hook  
MATERIAL: AISI 304 stainless steel  
FINISH: bright (AI1318C), satin (AI1318CS), black (AI1318B)



## Roll holder

## Toilet brush set



**AI2004**  
Double roll holder with shelf  
MATERIAL: AISI 304 stainless steel  
FINISH: bright (AI2004C), satin (AI2004CS), black (AI2004B)



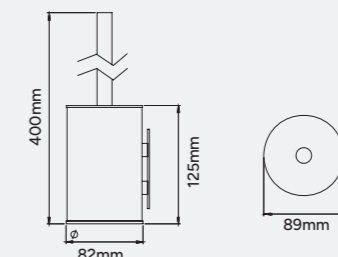
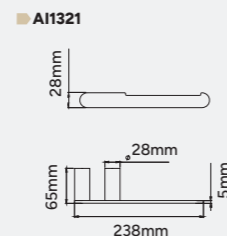
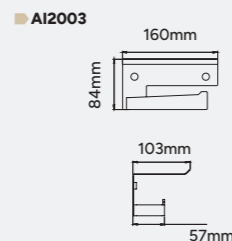
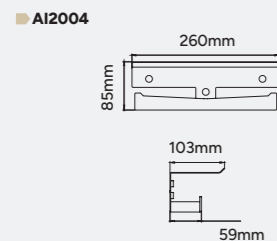
**AI2003**  
Roll holder with shelf  
MATERIAL: AISI 304 stainless steel  
FINISH: bright (AI2003C), satin (AI2003CS), black (AI2003B)



**AI1321**  
Roll holder  
MATERIAL: AISI 304 stainless steel  
FINISH: bright (AI1321C), satin (AI1321CS), black (AI1321B)




**ES1002**  
Toilet brush set with wall fixing  
MATERIAL: AISI 304 stainless steel  
FINISH: bright (ES1002C), satin (ES1002CS), black (ES1002B)





## HARMONIA series

Straight lines and  
a sense of balance



The accessories in the HARMONIA series are distinguished by their **clean, straight lines**. Available in bright, satin finish or black AISI 304 stainless steel, they are a robust, high-quality solution that fits naturally into any bathroom, providing a **sense of balance**.

# HARMONIA series

## Towel rails

## Robe hooks



**AI1423**  
Shelf with towel rack  
MATERIAL: AISI 304 stainless steel  
FINISH: bright (AI1423C), satin (AI1423CS), black (AI1423B)



**AI1411**  
Double towel rail  
MATERIAL: AISI 304 stainless steel  
FINISH: bright (AI1411C), satin (AI1411CS), black (AI1411B)




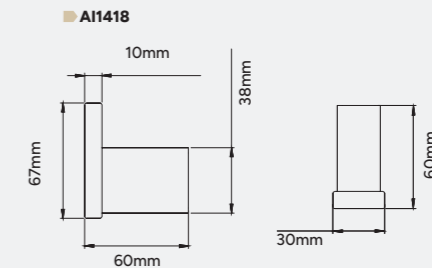
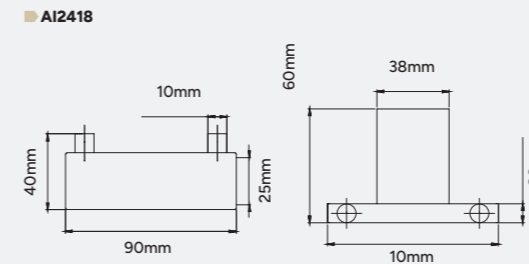

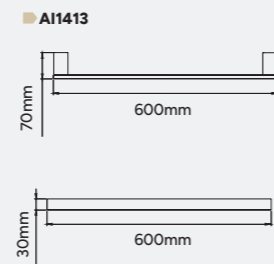
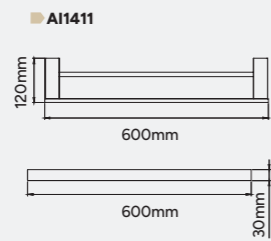
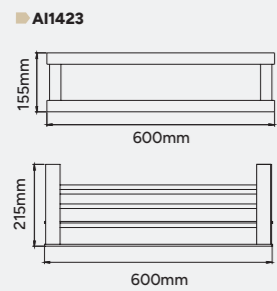
**AI1413**  
Towel rail  
MATERIAL: AISI 304 stainless steel  
FINISH: bright (AI1413C), satin (AI1413CS), black (AI1413B)



**AI2418**  
Double robe hook  
MATERIAL: AISI 304 stainless steel  
FINISH: bright (AI2418C), satin (AI2418CS), black (AI2418B)



**AI1418**  
Robe hook  
MATERIAL: AISI 304 stainless steel  
FINISH: bright (AI1418C), satin (AI1418CS), black (AI1418B)



## Roll holder

## Toilet brush set



**AI2006**  
Double roll holder with shelf  
MATERIAL: AISI 304 stainless steel  
FINISH: bright (AI2006C), satin (AI2006CS), black (AI2006B)



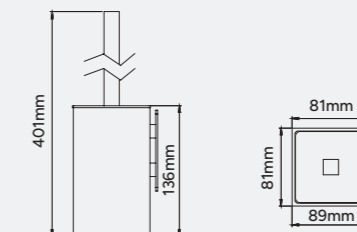

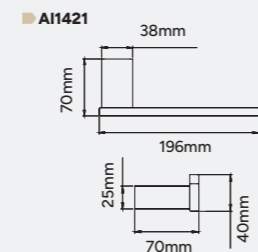
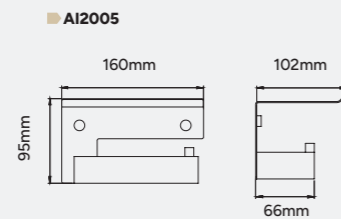
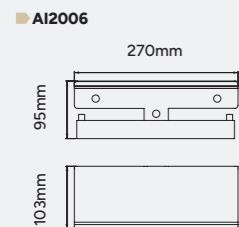
**AI2005**  
Roll holder with shelf  
MATERIAL: AISI 304 stainless steel  
FINISH: bright (AI2005C), satin (AI2005CS), black (AI2005B)



**AI1421**  
Roll holder  
MATERIAL: AISI 304 stainless steel  
FINISH: bright (AI1421C), satin (AI1421CS), black (AI1421B)



**ES1003**  
Toilet brush set with wall fixing, with black toilet brush  
MATERIAL: AISI 304 stainless steel  
FINISH: bright (ES1003C), satin (ES1003CS), black (ES1003B)



# MEDINOX series

Functionality and convenience



With its **classic, rounded lines**, the Medinox series is a suitable solution that **guarantees functionality in the bathroom**, providing greater comfort. Made of AISI 304 stainless steel, it is available in satin finish and bright finishes.


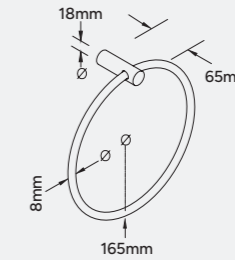
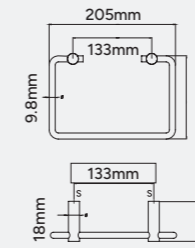
Towel rails



**AI0090**  
Towel rail  
MATERIAL: AISI 304 stainless steel  
FINISH: bright (AI0090C), satin (AI0090CS)



**AI0110**  
Towel rail  
MATERIAL: AISI 304 stainless steel  
FINISH: bright (AI0110C), satin (AI0110CS)



TECHNICAL DATA SHEET

Towel rails




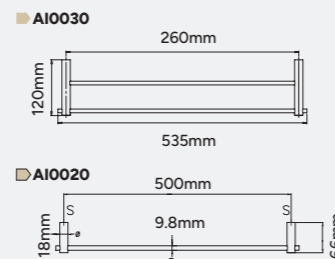
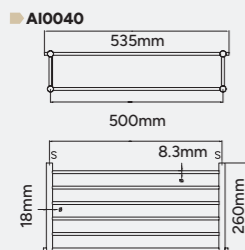
**AI0040**  
Shelf with towel rack  
MATERIAL: AISI 304 stainless steel  
FINISH: bright (AI0040C), satin (AI0040CS)



**AI0030**  
Double towel rail  
MATERIAL: AISI 304 stainless steel  
FINISH: bright (AI0030C), satin (AI0030CS)



**AI0020**  
Towel rail  
MATERIAL: AISI 304 stainless steel  
FINISH: bright (AI0020C), satin (AI0020CS)



TECHNICAL DATA SHEET

Soap dishes



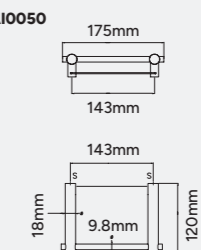
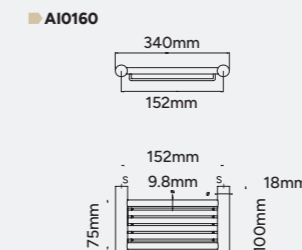
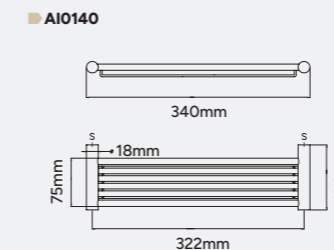
**AI0140**  
Soap basket  
MATERIAL: AISI 304 stainless steel  
FINISH: bright (AI0140C), satin (AI0140CS)



**AI0160**  
Soap basket  
MATERIAL: AISI 304 stainless steel  
FINISH: bright (AI0160C), satin (AI0160CS)



**AI0050**  
Soap dish  
MATERIAL: AISI 304 stainless steel  
FINISH: bright (AI0050C), satin (AI0050CS)



TECHNICAL DATA SHEET

# MEDINOX series

## Shelves

## Robe hooks



**AI0060**

Shelf

MATERIAL: AISI 304 stainless steel

FINISH: bright (AI0060C), satin (AI0060CS)

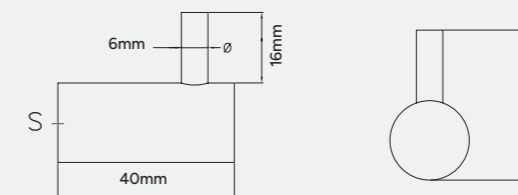

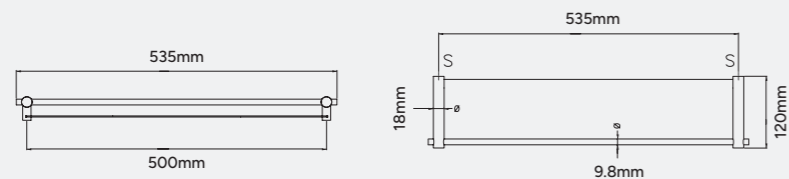


**AI0010**

Robe hook

MATERIAL: AISI 304 stainless steel

FINISH: bright (AI0010C), satin (AI0010CS)



## Roll holder

## Toilet brush set



**AI0080**

Roll holder with cover

MATERIAL: AISI 304 stainless steel

FINISH: bright (AI0080C), satin (AI0080CS)



**AI0070**

Roll holder

MATERIAL: AISI 304 stainless steel

FINISH: bright (AI0070C), satin (AI0070CS)



**AI0100**

Spare roll holder

MATERIAL: AISI 304 stainless steel

FINISH: bright (AI0100C), satin (AI0100CS)

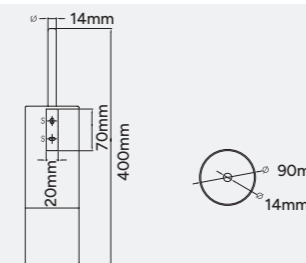
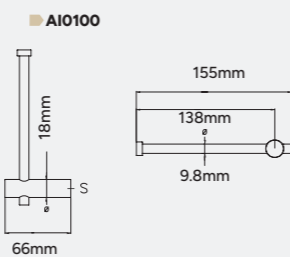
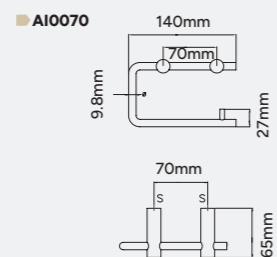
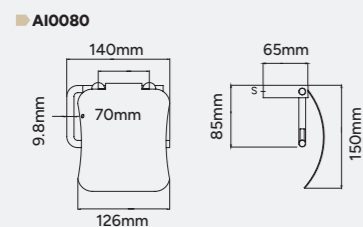


**ES0965**

Toilet brush set with white toilet brush

MATERIAL: AISI 304 stainless steel

FINISH: bright (ES0965C), satin (ES0965CS)



# MEDISTEEL series

Variety and versatility

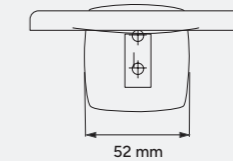
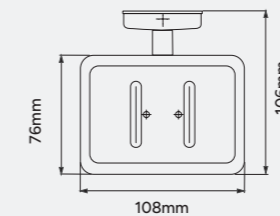


Soap dishes



**AI0118**  
**Soap basket**  
 MATERIAL: AISI 304 stainless steel  
 FINISH: bright (AI0118C), satin (AI0118CS), black (AI0118B)

The Medisteel series offers a wide selection of bathroom accessories, made from AISI 304 stainless steel. Available in bright, satin finish and black finishes for greater versatility and integration in hotel and residential bathrooms.



Towel rails

Shelves and dispensers



**AI0710**  
**Shelf with towel rack**  
 MATERIAL: AISI 304 stainless steel  
 FINISH: bright (AI0710C), satin (AI0710CS)



**AI0184**  
**Towel rail**  
 MATERIAL: AISI 304 stainless steel  
 FINISH: bright (AI0184C), satin (AI0184CS), black (AI0184B)



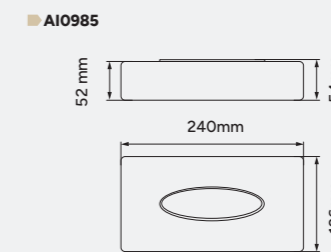

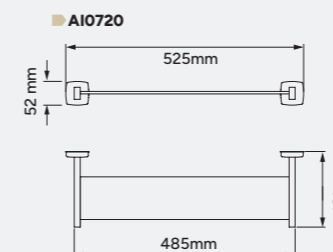

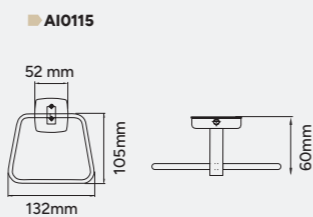
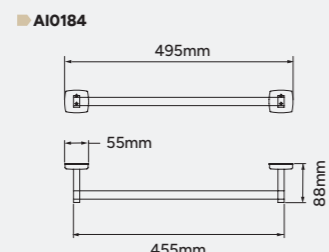
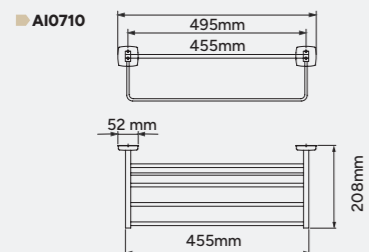
**AI0115**  
**Towel rail**  
 MATERIAL: AISI 304 stainless steel  
 FINISH: bright (AI0115C), satin (AI0115CS), black (AI0115B)



**AI0720**  
**Shelf**  
 MATERIAL: AISI 304 stainless steel  
 FINISH: bright (AI0720C), satin (AI0720CS), black (AI0720B)



**AI0985**  
**Tissue dispenser**  
 MATERIAL: AISI 304 stainless steel  
 FINISH: bright (AI0985C), satin (AI0985CS), black (AI0985B)



# MEDISTEEL series

Roll holder

Double toilet roll holder



**AI0129**  
Roll holder with cover  
MATERIAL: AISI 304 stainless steel  
FINISH: bright (AI0129C), satin (AI0129CS), black (AI0129B)



**AI0310**  
Roll holder with cover  
MATERIAL: AISI 304 stainless steel  
FINISH: bright (AI0310C), satin (AI0310CS), black (AI0310B)



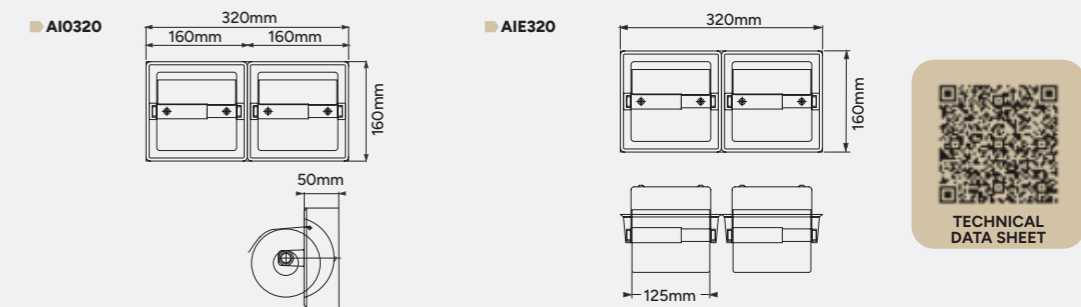
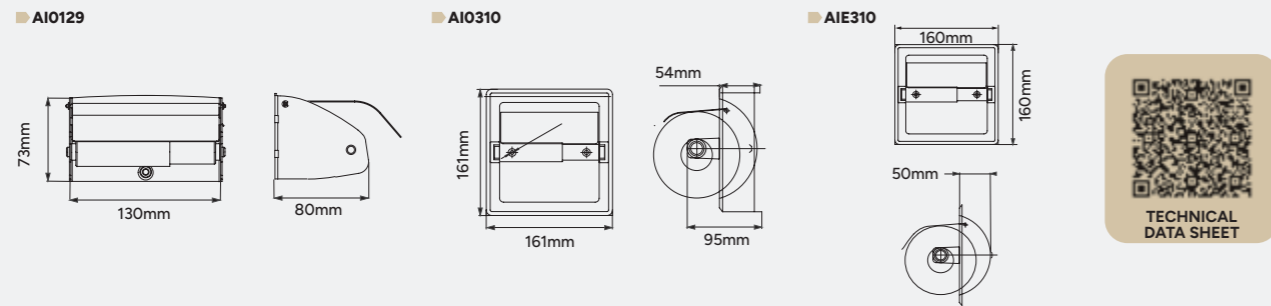
**AIE310**  
Recessed toilet roll holder  
MATERIAL: AISI 304 stainless steel  
FINISH: bright (AIE310C), satin (AIE310CS)



**AI0320**  
Double roll holder with cover  
MATERIAL: AISI 304 stainless steel  
FINISH: bright (AI0320C), satin (AI0320CS)



**AIE320**  
Recessed double toilet roll holder  
MATERIAL: AISI 304 stainless steel  
FINISH: bright (AIE320C), satin (AIE320CS)



Toilet roll holders

Grab bars




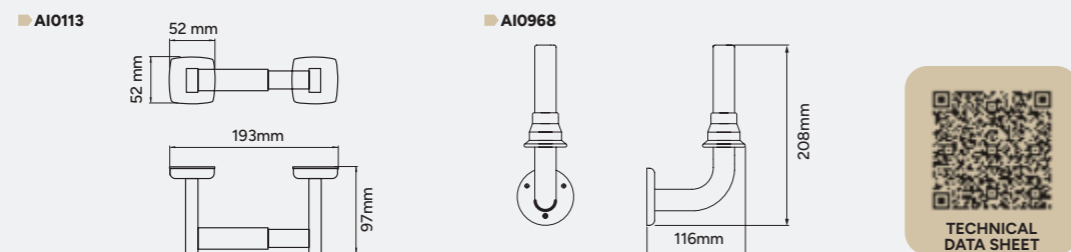
**AI0113**  
Roll holder  
MATERIAL: AISI 304 stainless steel  
FINISH: bright (AI0113C), satin (AI0113CS), black (AI0113B)



**AI0968**  
Spare roll holder  
MATERIAL: AISI 304 stainless steel  
FINISH: bright (AI0968C), satin (AI0968CS)



**AC0240**  
Grab bar for wall mounting  
MATERIAL: steel  
FINISH: bright (AC0240C), white (AC0240CS)



# MEDISTEEL series

## Robe hooks

## Ashtrays



**AI0033**  
Robe hook  
MATERIAL: AISI 304 stainless steel  
FINISH: bright (AI0033C), satin (AI0033CS), black (AI0033B)



**AI0036**  
Double robe hook  
MATERIAL: AISI 304 stainless steel  
FINISH: bright (AI0036C), satin (AI0036CS), black (AI0036B)

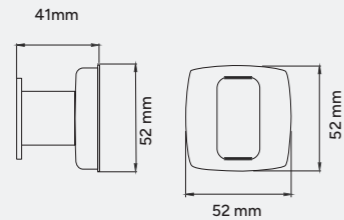


**PP0162**  
Ashtray  
MATERIAL: AISI 304 stainless steel  
FINISH: bright (PP0162C), satin (PP0162CS)


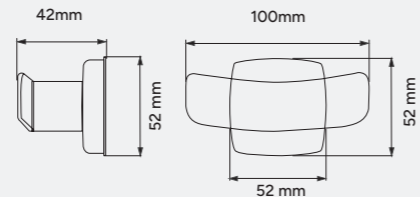


**PP0104**  
Ashtray  
MATERIAL: AISI 304 stainless steel  
FINISH: satin (PP0104CS)

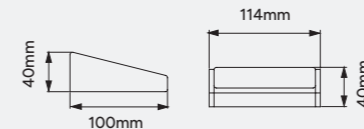
AI0033



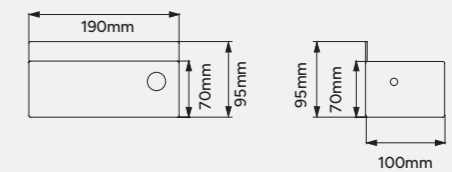
AI0036



PP0162



PP0104

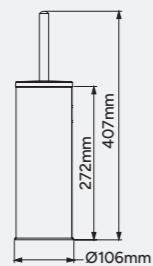


## Toilet brush set

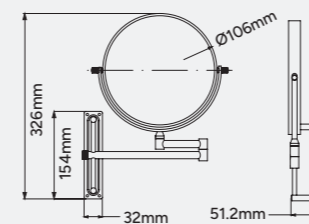
## Mirrors and clothes lines



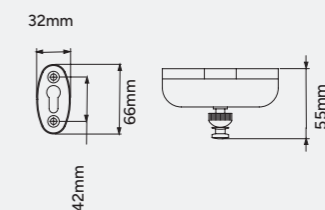
**ES0968**  
Toilet brush set with black toilet brush  
MATERIAL: AISI 304 stainless steel  
FINISH: bright (ES0968C), satin (ES0968CS)



**AI0170**  
Magnifying mirror  
MATERIAL: AISI 304 stainless steel  
FINISH: bright (AI0170C)



**AI0910**  
retractable clothes line  
MATERIAL: AISI 304 stainless steel  
FINISH: bright (AI0910C)



# MEDICROM series

Classic lines



Made from chrome-plated brass with a bright finish, the Medicrom series is designed with rounded, classic lines. It offers a varied selection of towel rails, soap dishes, shelves, toilet roll holders, robe hooks and toilet brush sets for communal toilets.

## Soap dishes



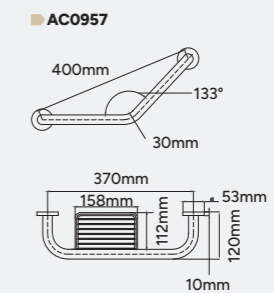
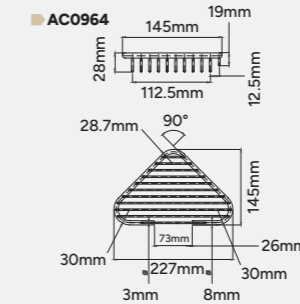
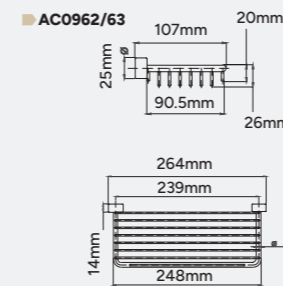
**AC0962 – AC0963**  
 Soap dish  
 MATERIAL: chrome-plated brass  
 FINISH: bright  
 MODEL: 175x107mm (AC0962C), 264 x 107mm (AC0963C)



**AC0964**  
 Soap dish  
 MATERIAL: chrome-plated brass  
 FINISH: bright (AC0964C)



**AC0957**  
 Soap dish with grab bar  
 MATERIAL: chrome-plated brass  
 FINISH: bright (AC0957C)



TECHNICAL DATA SHEET

## Towel rails



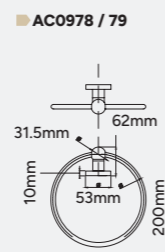
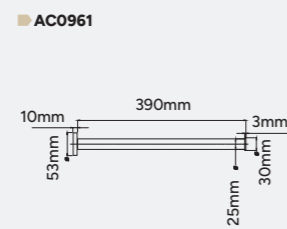
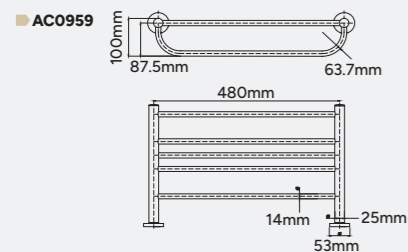
**AC0959**  
 Shelf with towel rack  
 MATERIAL: chrome-plated brass  
 FINISH: bright (AC0959C)




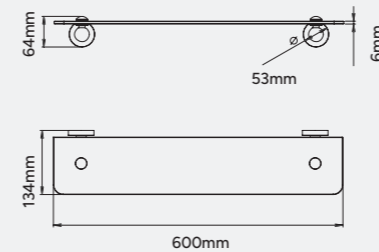
**AC0961**  
 Towel rail  
 MATERIAL: chrome-plated brass  
 FINISH: bright (AC0961C)



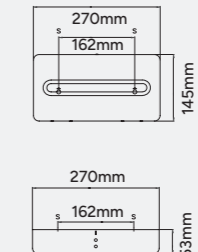
**AC0978 – AC0979**  
 Towel ring  
 MATERIAL: chrome-plated brass  
 FINISH: bright  
 MODEL: ø200mm (AC0978C), ø170mm (AC0979C)



TECHNICAL DATA SHEET



TECHNICAL DATA SHEET



TECHNICAL DATA SHEET

## Shelves and dispensers



**AC0780**  
 Shelf  
 MATERIAL: chrome-plated brass / glass  
 FINISH: bright (AC0780C)



**AC0083**  
 Tissue dispenser  
 MATERIAL: chrome-plated brass  
 FINISH: bright (AC0083C)

# MEDICROM series

## Roll holder

## Robe hooks



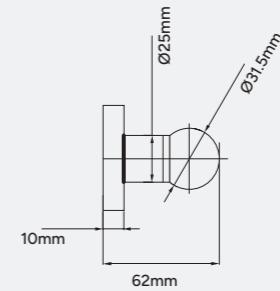

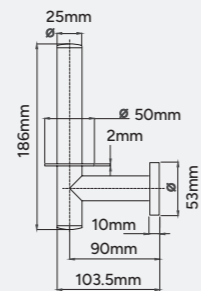
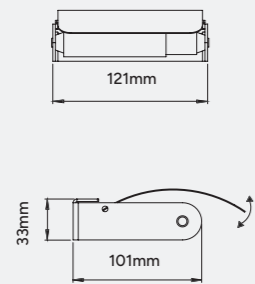
**AC0967**  
Roll holder with cover  
MATERIAL: chrome-plated brass  
FINISH: bright (AC0967C)



**AC0970**  
Spare roll holder  
MATERIAL: chrome-plated brass  
FINISH: bright (AC0970C)



**AC0966**  
Robe hook  
MATERIAL: chrome-plated brass  
FINISH: bright (AC0966C)



## Grab bars

## Toilet brush set



**AC0956**  
Grab bar  
MATERIAL: chrome-plated brass  
FINISH: bright (AC0956C)



**AC0973 – AC0974 – AC0950**  
Grab bar towel rail  
MATERIAL: chrome-plated brass  
FINISH: bright  
MODEL: 658x107mm (AC0973C), 528x107mm (AC0974C), 305x107mm (AC0950C)



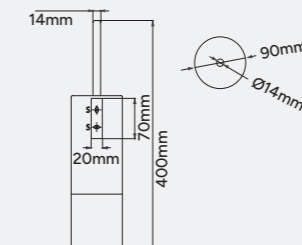
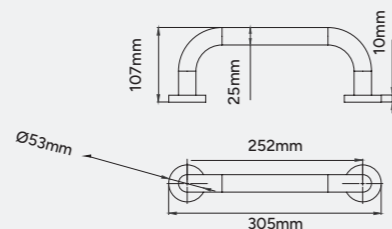
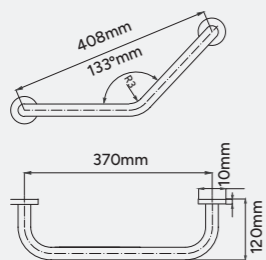
**ES0010**  
Toilet brush set with white toilet brush  
MATERIAL: aluminium  
FINISH: white epoxy



**ES0010B**  
Toilet brush set with white toilet brush  
MATERIAL: aluminium  
FINISH: matte black epoxy



**ES0010C**  
Toilet brush set with white toilet brush  
MATERIAL: chrome-plated brass  
FINISH: bright



**Bathroom accessories**  
General features table

MODEL	MATERIAL / FINISH					SUITABLE FOR			
	Black stainless steel	White stainless steel	Bright stainless steel	Satin stainless steel	Chrome-plated brass	Gyms Schools Offices	Hospitals Health care centres	Airports Leisure spaces	Hotels / Other accommodation
<b>AURA SERIES</b>	•		•	•		•	•	•	•
<b>HARMONIA SERIES</b>	•		•	•		•	•	•	•
<b>MEDINOX SERIES</b>			•	•		•	•	•	•
<b>MEDISTEEL SERIES*</b>			•	•		•	•	•	•
AI0184			•	•		•	•	•	•
AI0115	•		•	•		•	•		•
AI0720	•		•	•		•	•		•
AI0118	•		•	•		•	•		•
AI0985	•		•	•		•	•		•
AI0310	•		•	•		•	•	•	•
AI0320	•		•	•		•	•		•
AI0129	•		•	•		•	•		•
AI0113	•		•	•		•	•		•
AI0036	•		•	•		•	•		•
AI0033	•		•	•		•	•		•
AI0170C			•			•	•		•
AI0910C			•				•		•
<b>MEDICROM SERIES</b>					•	•	•	•	•

**\*MEDISTEEL SERIES:** All the products in this series are available in satin and bright finish, except for those listed in the table, which are also available in black or only bright finish.





12

## Signage

---

Mediclinics offers a wide range of signage elements, made from satin finish stainless steel, ideal for installation in public spaces. Designed with modern, easily interpreted pictograms, these elements make it easy for users to find their way clearly and efficiently.



**PS0001CS**  
**Unisex toilet**  
 MATERIAL: AISI 304  
 stainless steel  
 FINISH: satin



**PS0002CS**  
**Women's toilet**  
 MATERIAL: AISI 304  
 stainless steel  
 FINISH: satin



**PS0003CS**  
**Men's toilet**  
 MATERIAL: AISI 304  
 stainless steel  
 FINISH: satin



**PS0004CS**  
**Accessible toilet**  
 MATERIAL: AISI 304  
 stainless steel  
 FINISH: satin



**PS0005CS**  
**Changing station**  
 MATERIAL: AISI 304  
 stainless steel  
 FINISH: satin



**PS0006CS**  
**Breast-feeding area**  
 MATERIAL: AISI 304  
 stainless steel  
 FINISH: satin



**PS0007CS**  
**Showers**  
 MATERIAL: AISI 304  
 stainless steel  
 FINISH: satin



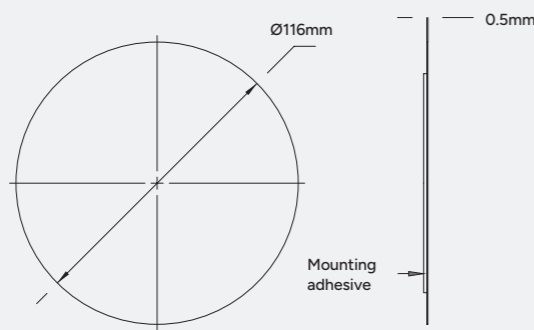
**PS0008CS**  
**Silence**  
 MATERIAL: AISI 304  
 stainless steel  
 FINISH: satin



**PS0009CS**  
**No smoking**  
 MATERIAL: AISI 304  
 stainless steel  
 FINISH: satin



**PS0010CS**  
**Mobile phone use prohibited**  
 MATERIAL: AISI 304  
 stainless steel  
 FINISH: satin



TECHNICAL  
 DATA SHEET





13

## Grab bars and other mobility aids

---

Mediclinics, in collaboration with Goman – a leading Italian manufacturer of safe bathroom and sanitary accessories – offers a comprehensive range of products designed to **improve the autonomy and safety of people with reduced mobility** in the bathroom environment. This includes grab bars, shower seats, adapted toilets, accessible baths, ergonomic washbasins and tilting mirrors, all developed with high-quality materials and designed for ease of daily use.

All products are manufactured in accordance with SUA (Safety of Use and Accessibility) regulations, ensuring **spaces that are fully accessible, safe and inclusive.**



## Grab bars

Designed to meet **strict quality standards**, Mediclinics grab bars guarantee safe, reliable and long-lasting use, **making movement within the toilet easier and helping to prevent falls.**

Organised into different series, they are available in a wide **variety of designs, materials and finishes**, enabling them to be adapted to different architectural styles and functional requirements. They are intended for both public toilet facilities and individual installations **in residential rooms, hospitals or hotels.**

# MEDIEPOXI series

Minimalism and contemporary design



The Mediepoxi series features a carefully selected range of grab bars designed with rounded, elegant lines. Available in white or black finishes, they integrate perfectly into modern bathrooms, providing safety without compromising on contemporary style.

## Straight bars



### BR2300 – BR2400 – BR2600

MATERIAL: AISI 201 stainless steel  
FINISH: white epoxy  
MODEL: 390mm (BR2300), 540mm (BR2400), 695mm (BR2600)



### BR2300B – BR2400B – BR2600B


MATERIAL: AISI 201 stainless steel  
FINISH: matte black epoxy  
MODEL: 390mm (BR2300B), 540mm (BR2400B), 695mm (BR2600B)

BR2300	BR2400	BR2600
20u/box	20u/box	20u/box
160u/pallet	160u/pallet	80u/pallet
120 x 80 x 100cm	120 x 80 x 115cm	120 x 80 x 100cm

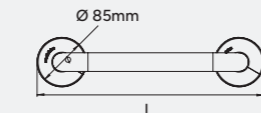
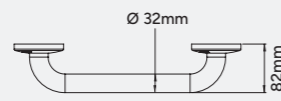
#### Optional accessories:




Electrical insulation kit (ref. 2xKA0010)



Shower holder for straight bars (ref. AD0025B)  
FINISH: black



L:  
BR2300 / BR2300B: 390mm  
BR2400 / BR2400B: 540mm  
BR2600 / BR2600B: 695mm


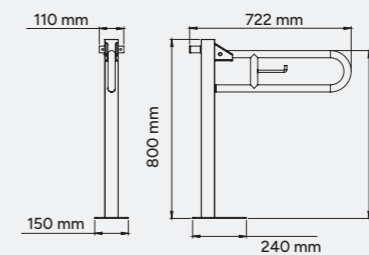


TECHNICAL DATA SHEET

#### Optional accessories:



Electrical insulation kit (ref. 1xKA0070)



TECHNICAL DATA SHEET

## Vertical drop-down bars



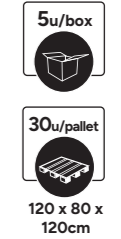
### BG2800

MATERIAL: AISI 201 stainless steel  
FINISH: white epoxy



### BG2800B


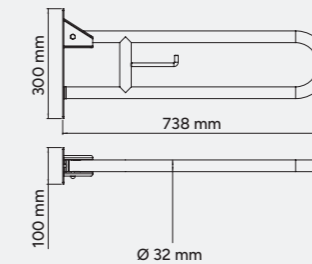
MATERIAL: AISI 201 stainless steel  
FINISH: matte black epoxy



#### Optional accessories:



Electrical insulation kit (ref. 1xKA0060)



TECHNICAL DATA SHEET

## Vertical drop-down bars with fixed column



### BGC2710

MATERIAL: AISI 201 stainless steel  
FINISH: white epoxy



### BGC2710B

MATERIAL: AISI 201 stainless steel  
FINISH: matte black epoxy

# Mediepoxi series

Angled bar on two walls with 3 anchor points



**BD2700**  
MATERIAL: AISI 201 stainless steel  
FINISH: white epoxy


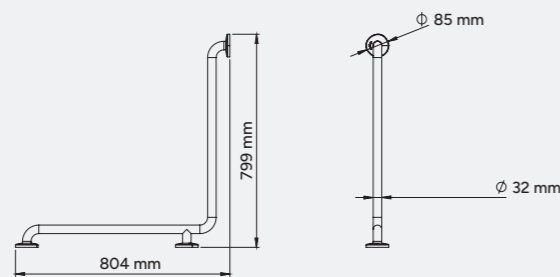


**BD2700B**  
MATERIAL: AISI 201 stainless steel  
FINISH: matte black epoxy

**Optional accessories:**



Electrical insulation kit  
(ref. 3xKA0010)



# MEDINOX series

Elegance and strength



Made from high-quality AISI 304 stainless steel, the Medinox series stands out for its durability. Available in bright or satin finish, adding a touch of sophistication to the setting. Its wide variety of grab bars meets all kinds of needs, offering safety in demanding environments.

Straight bars



**BR0300C – BR0400C – BR0600C**

MATERIAL: AISI 304 stainless steel  
FINISH: bright  
MODEL: 387mm (BR0300C), 537mm (BR0400C), 692mm (BR0600C)

**BR0750C – BR0900C – BR1200C**

MATERIAL: AISI 304 stainless steel  
FINISH: bright  
MODEL: 842mm (BR0750C), 997mm (BR0900C), 1200mm (BR1200C)

**BR0300CS – BR0400CS – BR0600CS**

MATERIAL: AISI 304 stainless steel  
FINISH: satin  
MODEL: 387mm (BR0300CS), 537mm (BR0400CS), 692mm (BR0600CS)


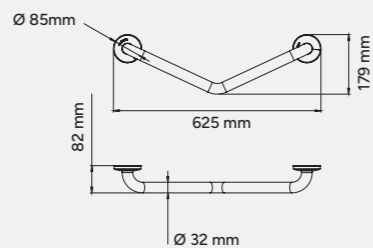
**BR0750CS – BR0900CS – BR1200CS**

MATERIAL: AISI 304 stainless steel  
FINISH: satin  
MODEL: 842mm (BR0750CS), 997mm (BR0900CS), 1200mm (BR1200CS)

**Optional accessories:**




Electrical insulation kit  
(ref. 2xKA0010)



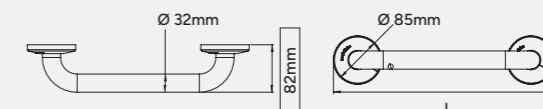
**Optional accessories:**




Electrical insulation kit  
(ref. 2xKA0020)



Shower holder for straight bars  
(ref. AD0025C)  
FINISH: chrome-plated



**L:**  
BR0300C / BR0300CS: 387mm  
BR0400C / BR0400CS: 537mm  
BR0600C / BR0600CS: 692mm  
BR0750C / BR0750CS: 842mm  
BR0900C / BR0900CS: 997mm  
BR1200C / BR1200CS: 1,200mm



# Medinox series

90° angle bars



**BAI090C**  
MATERIAL: AISI 304 stainless steel  
FINISH: bright



**BAI090CS**  
MATERIAL: AISI 304 stainless steel  
FINISH: satin



**BAD090C**  
MATERIAL: AISI 304 stainless steel  
FINISH: bright



**BAD090CS**  
MATERIAL: AISI 304 stainless steel  
FINISH: satin



**BGC710C**  
MATERIAL: AISI 304 stainless steel  
FINISH: bright


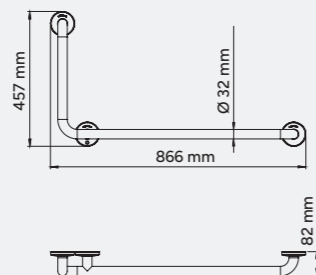


**BGC710CS**  
MATERIAL: AISI 304 stainless steel  
FINISH: satin


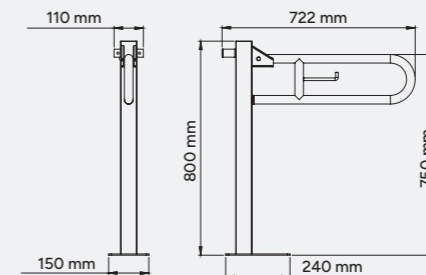
Optional accessories:



Electrical insulation kit (ref. 3xKA0020)



TECHNICAL DATA SHEET



TECHNICAL DATA SHEET

Vertical drop-down bars



**BG0900CS (with brake)**  
MATERIAL: AISI 304 stainless steel  
FINISH: satin



**BG0800C**  
MATERIAL: AISI 304 stainless steel  
FINISH: bright (BG0800C), satin (BG0800CS)



120 x 80 x 120cm



**BG0850CS**  
MATERIAL: AISI 304 stainless steel  
FINISH: satin



120 x 80 x 115cm



**BGA0820C**  
MATERIAL: AISI 304 stainless steel  
FINISH: bright

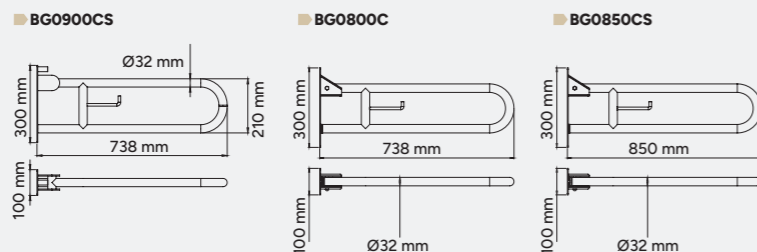


**BGA0820CS**  
MATERIAL: AISI 304 stainless steel  
FINISH: satin

Optional accessories:



Electrical insulation kit (ref. 1xKA0060)


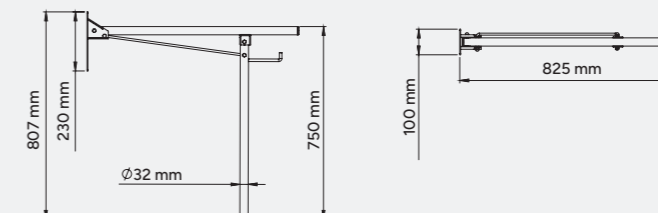


TECHNICAL DATA SHEET

Optional accessories:



Electrical insulation kit (ref. 1xKA0070)



TECHNICAL DATA SHEET

# Medinox series

Wall-to-floor recessed bar

Wall-to-floor bars with 3 anchor points



**BS0010C**  
MATERIAL: AISI 304 stainless steel  
FINISH: bright



**BS0010CS**  
MATERIAL: AISI 304 stainless steel  
FINISH: satin



**BSD020C**  
MATERIAL: AISI 304 stainless steel  
FINISH: bright



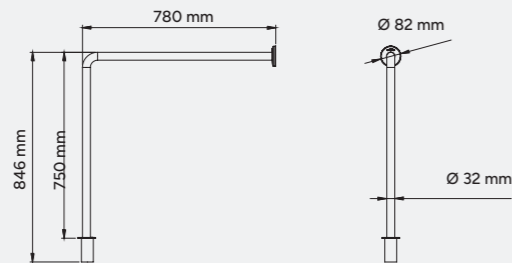
**BSD020CS**  
MATERIAL: AISI 304 stainless steel  
FINISH: satin



**BSI020C**  
MATERIAL: AISI 304 stainless steel  
FINISH: bright




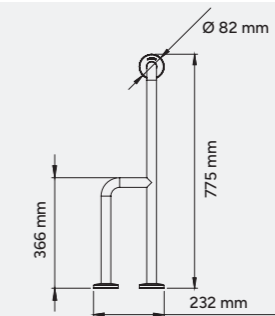
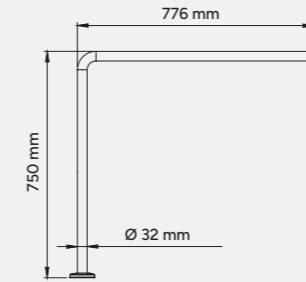
**BSI020CS**  
MATERIAL: AISI 304 stainless steel  
FINISH: satin



Optional accessories:



Electrical insulation kit (ref. 3xKA0020)



Horizontal swing-out bars with fixed column

Wall mounted bars with 3 anchor points



**BG0089CS**  
MATERIAL: AISI 304 stainless steel  
FINISH: satin



**BFD600C**  
MATERIAL: AISI 304 stainless steel  
FINISH: bright



**BFD600CS**  
MATERIAL: AISI 304 stainless steel  
FINISH: satin



**BFI600C**  
MATERIAL: AISI 304 stainless steel  
FINISH: bright

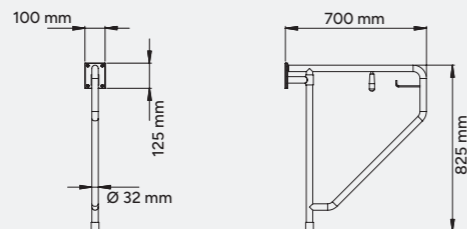


**BFI600CS**  
MATERIAL: AISI 304 stainless steel  
FINISH: satin

Optional accessories:




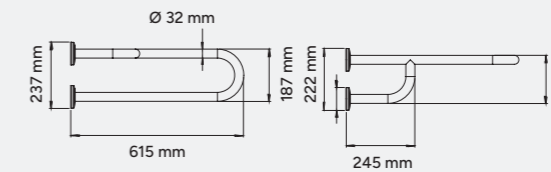
Electrical insulation kit (ref. 1xKA0060)



Optional accessories:



Electrical insulation kit (ref. 2xKA0020)



# Medinox series

Angled bar on two walls with 3 anchor points



**BD0700C**  
MATERIAL: AISI 304 stainless steel  
FINISH: bright



**BD0700CS**  
MATERIAL: AISI 304 stainless steel  
FINISH: satin

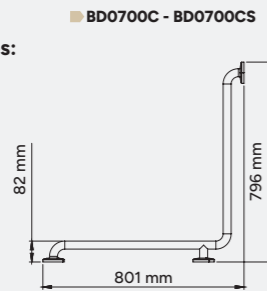


**BTD090CS**  
MATERIAL: AISI 304 stainless steel  
FINISH: satin



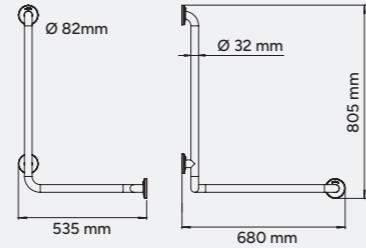
**BTI090CS**  
MATERIAL: AISI 304 stainless steel  
FINISH: satin

Optional accessories:



TECHNICAL DATA SHEET

BTD090CS - BTI090CS



TECHNICAL DATA SHEET

130° angle bars

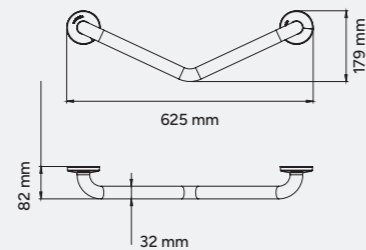


**BA0130C**  
MATERIAL: AISI 201 stainless steel  
FINISH: bright



**BA0130CS**  
MATERIAL: AISI 201 stainless steel  
FINISH: satin

Optional accessories:



TECHNICAL DATA SHEET

## Grab bars General features table

MODEL	MATERIAL / FINISH				ELECTRICALLY INSULATED	SNAP FLANGE COVER	NUTS AND BOLTS INCLUDED
	AISI 201 stainless steel / white epoxy	AISI 201 stainless steel / matte black epoxy	AISI 304 stainless steel / bright	AISI 304 stainless steel / satin			
<b>GRAB BARS</b>							
<b>STRAIGHT</b>							
MEDIEPOXI	•	•			•	•	•
MEDINOX			•	•	•	•	•
<b>90° ANGLE</b>							
MEDINOX			•	•	•	•	•
<b>VERTICAL DROP-DOWN</b>							
MEDIEPOXI	•	•			•	•	•
MEDINOX			•	•	•	•	•
<b>VERTICAL FOLDING WITH COLUMN</b>							
MEDIEPOXI	•	•			•	•	•
MEDINOX			•	•	•	•	•
<b>HORIZONTAL SWING-OUT</b>							
MEDINOX				•	•	•	•
<b>WALL/FLOOR, 3 ANCHORING POINTS</b>							
MEDINOX			•	•	•	•	•
<b>RECESSED WALL-TO-FLOOR</b>							
MEDINOX			•	•	•	•	•
<b>ON WALL, 3 ANCHORING POINTS</b>							
MEDINOX			•	•	•	•	•
<b>ANGLED ON 2 WALLS (3 AND 4 ANCHORING POINTS)</b>							
MEDIEPOXI	•	•			•	•	•
MEDINOX			•	•	•	•	•
<b>130° / 135° ANGLE</b>							
MEDIEPOXI	•	•			•	•	•
MEDINOX			•	•	•	•	•



## Other mobility aids

Our range of equipment to improve public washroom accessibility has been designed to transform the space into one that is truly **accessible, safe and aesthetically integrated**. Each product has been carefully selected to meet the real needs of the user, combining functionality with elegance.

**Ergonomic shower seats and fixed or tilting mirrors**, designed to create inclusive environments that prioritise comfort and autonomy without compromising on design.

Made with high-quality, durable materials, these solutions guarantee strength and easy maintenance. Equipment that meets the highest standards, for spaces where inclusion is synonymous with excellence.

# Shower seats

Comfort and versatility



The shower seat collection offers a wide variety of models made from high-quality materials and available in multiple finishes and colours, designed to blend harmoniously with any bathroom style.

These seats guarantee a safe, comfortable and long-lasting experience. Their strength, ergonomics and ease of installation make them the ideal solution for both private spaces and hotels, or for public environments that prioritize accessibility without compromising on design.

## Shower seats

AM0201C / AM0201CS

5u/box

40u/pallet

120 x 80 x 110cm



**AM0201C**

Drop-down seat

MATERIAL: AISI 304 stainless steel

FINISH: brigh



**AM0201CS**

Drop-down seat

MATERIAL: AISI 304 stainless steel

FINISH: satin



**AM0251C**

Drop-down seat with floor support

MATERIAL: AISI 304 stainless steel

FINISH: brigh



**AM0251CS**

Drop-down seat with floor support

MATERIAL: AISI 304 stainless steel

FINISH: sati

AM251C / AM251CS

5u/box

20u/pallet

120 x 80 x 115cm



**AM0500**

Reversible, drop-down seat with wall support

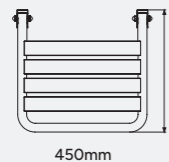

MATERIAL: AISI 304 stainless steel / phenolic slats

FINISH: white-marble satin


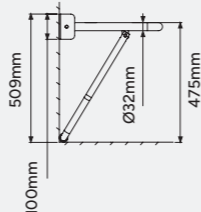
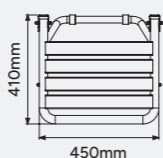
1u/box

7u/pallet

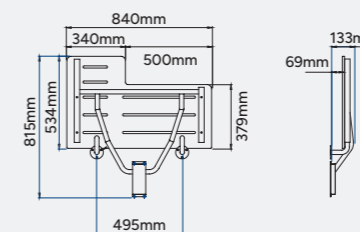
120 x 80 x 115cm



TECHNICAL DATA SHEET



TECHNICAL DATA SHEET



TECHNICAL DATA SHEET

3u/box

12u/pallet

120 x 80 x 110cm

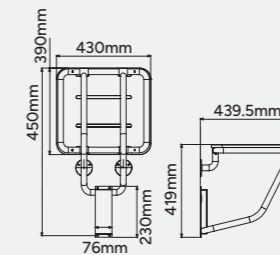


**AM0100**

Drop-down seat with wall support

MATERIAL: AISI 304 stainless steel / phenolic slats

FINISH: white-marble satin



TECHNICAL DATA SHEET

# Accessible mirrors

Functionality, design and resistance



Our range of fixed and tilting mirrors has been specially designed to suit both private bathrooms and public spaces that require accessible, stylish and durable solutions. Available in elegant finishes, these mirrors combine contemporary design with a robust structure, made from high-strength materials to ensure excellent performance even in high-traffic environments. Accessibility, versatility and maximum safety for all spaces.

## Tilting mirrors

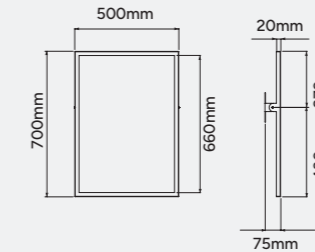


1u/box  
16u/pallet  
120 x 80 x 120cm

### EP0300

MATERIAL: steel / AISI 304 stainless steel

FINISH: white (EP0300), satin (EP0300CS), black epoxy (EP0300B)



## Fixed mirrors



1u/box  
20u/pallet  
120 x 80 x 115cm

### EP0350B

MATERIAL: steel / AISI 304 stainless steel

FINISH: black epoxy (EP0350B), satin (EP0350CS)



1u/box  
20u/pallet  
120 x 80 x 115cm

### EP0450CS

MATERIAL: AISI 304 stainless steel

FINISH: satin

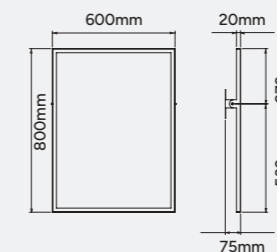
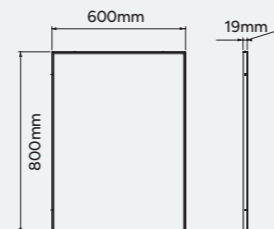

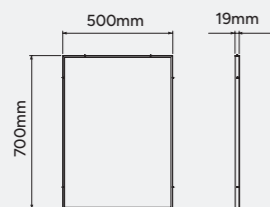


1u/box  
16u/pallet  
120 x 80 x 120cm

### EP0400CS

MATERIAL: AISI 304 stainless steel

FINISH: satin





14

## Stainless steel sanitary ware

---

Mediclinics presents a range of sanitary ware made from **AISI 304 stainless steel**, featuring a robust and modern design, especially intended for environments that require **anti-vandal, functional and durable equipment**.

This line includes toilets, urinals, washbasins, squat toilets and shower trays, making it the ideal solution for installations in schools, prisons, stadiums, venues and nightclubs.

Thanks to the strength and properties of their materials, these products require **minimal maintenance**, resulting in a significant reduction in operating costs.

Washbasins



1u/box  
36u/pallet  
120 x 80 x 125cm

**SN0027C - SN0031C - SN0036C**

Recessed  
MATERIAL: AISI 304 stainless steel  
FINISH: bright  
MODELS:  
305mm x 110mm (SN0027C),  
355mm x 130mm (SN0031C),  
405mm x 145mm (SN0036C)



1u/box  
36u/pallet  
120 x 80 x 125cm

**SN0027CS - SN0031CS - SN0036CS**

Recessed  
MATERIAL: AISI 304 stainless steel  
FINISH: satin  
MODELS:  
305mm x 110mm (SN0027CS),  
355mm x 130mm (SN0031CS),  
405mm x 145mm (SN0036CS)



1u/box  
12u/pallet  
120 x 80 x 130cm

**SNLM62CS**  
Wall-mounted  
MATERIAL: AISI 304 stainless steel  
FINISH: satin


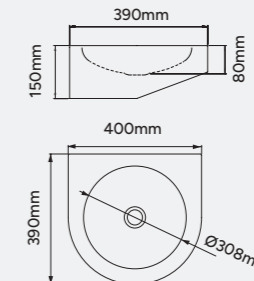

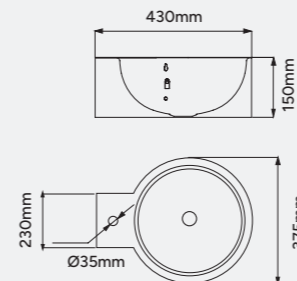

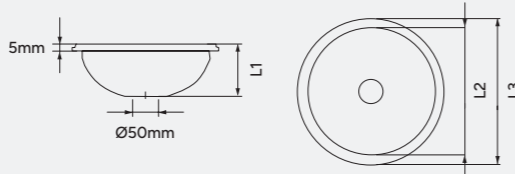


1u/box  
16u/pallet  
120 x 80 x 145cm

**SNLM58CS**  
Wall-mounted  
MATERIAL: AISI 304 stainless steel  
FINISH: satin

\*also available for fitting under countertop

	L1	L2	L3
SN0027C / SN0027CS:	110mm	Ø265mm	Ø305mm
SN0031C / SN0031CS:	130mm	Ø315mm	Ø355mm
SN0036C / SN0036CS:	145mm	Ø355mm	Ø405mm



1u/box  
36u/pallet  
120 x 80 x 125cm

**SNR027C - SNR031C - SNR036C**

Recessed with overflow  
MATERIAL: AISI 304 stainless steel  
FINISH: bright  
MODELS:  
305mm x 110mm (SNR027C),  
355mm x 130mm (SNR031C),  
405mm x 145mm (SNR036C)



1u/box  
36u/pallet  
120 x 80 x 125cm

**SNR027C - SNR031C - SNR036C**

Recessed with overflow  
MATERIAL: AISI 304 stainless steel  
FINISH: satin  
MODELS:  
305mm x 110mm (SNR027CS),  
355mm x 130mm (SNR031CS),  
405mm x 145mm (SNR036CS)



1u/box  
18u/pallet  
120 x 80 x 110cm

**SNLM56CS**  
Wall-mounted  
MATERIAL: AISI 304 stainless steel  
FINISH: satin


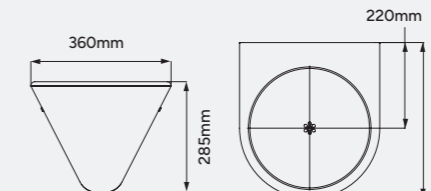
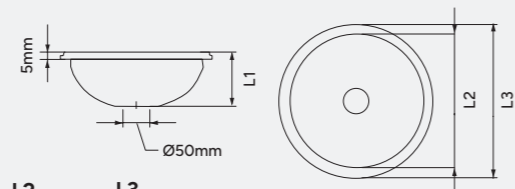
\*also available for fitting under countertop

Optional accessories:



Overflow kit (ref. KTR100)

	L1	L2	L3
SNR027C / SNR027CS:	110mm	Ø265mm	Ø305mm
SNR031C / SNR031CS:	130mm	Ø315mm	Ø355mm
SNR036C / SNR036CS:	145mm	Ø355mm	Ø405mm





1u/box

18u/pallet

120 x 80 x 105cm

**SNLM64CS**

Corner wall-mounted  
MATERIAL: AISI 304 stainless steel  
FINISH: satin



**SNLM35CS**

Wall-mounted  
MATERIAL: AISI 304 stainless steel  
FINISH: satin



1u/box

8u/pallet

120 x 80 x 105cm

**SNU126CS**

With vertical water inlet  
MATERIAL: AISI 304 stainless steel  
FINISH: satin



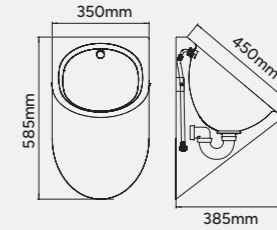
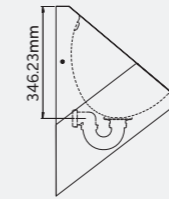
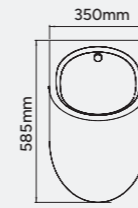
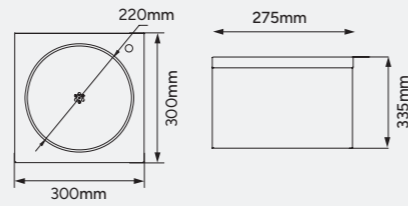
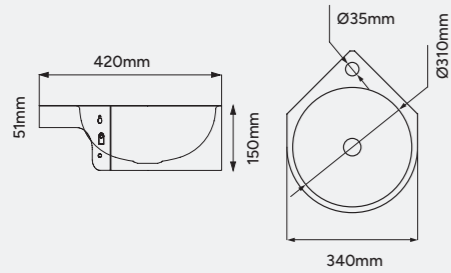
1u/box

8u/pallet

120 x 80 x 105cm

**SNU128CS**

With horizontal water inlet  
MATERIAL: AISI 304 stainless steel  
FINISH: satin



**Toilets**



1u/box

6u/pallet

120 x 80 x 105cm

**SNLMP60CS**

With foot pedal  
MATERIAL: AISI 304 stainless steel  
FINISH: satin



1u/box

18u/pallet

120 x 80 x 110cm

**SNLMP70CS**

With knee pedal  
MATERIAL: AISI 304 stainless steel  
FINISH: satin



1u/box

8u/pallet

120 x 80 x 105cm

**SN0125CS**

Floor-standing (lid not included)  
MATERIAL: AISI 304 stainless steel  
FINISH: satin



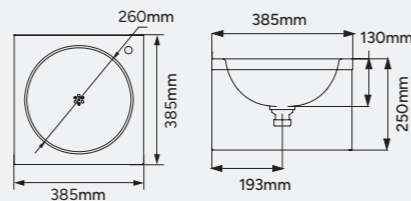

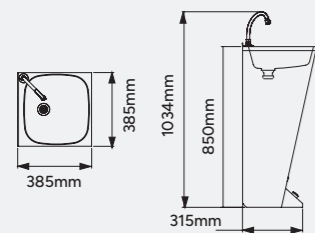
1u/box

8u/pallet


120 x 80 x 105cm

**SN0128CS**


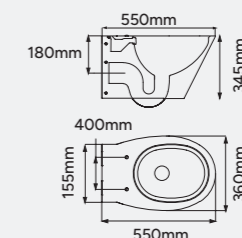

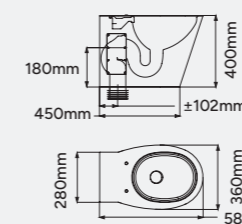
Wall-mounted (lid not included)  
MATERIAL: AISI 304 stainless steel  
FINISH: satin



**Optional accessories:**



Toilet lid and seat (ref. TP0140 mahogany / TP0145 black)





**SN0120CS**

With tank (lid not included)


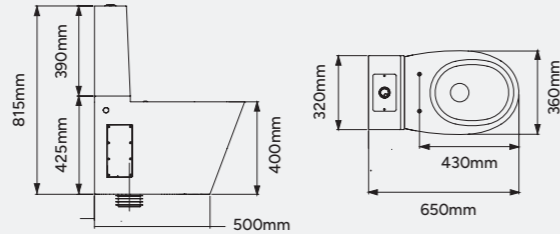
MATERIAL: AISI 304 stainless steel

FINISH: satin, bacteriostatic

Optional accessories:



Toilet lid and seat (ref. TP0140 mahogany / TP0145 black)



Shower trays and squat toilets



**SN0800CS**

Shower tray

MATERIAL: AISI 304 stainless steel

FINISH: satin


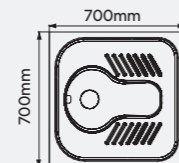
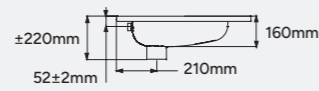
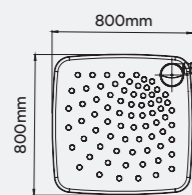


**SNPT21CS**

Squat toilet

MATERIAL: AISI 304 stainless steel

FINISH: satin



MODEL	MATERIAL		CHARACTERISTICS			INSTALLATION				SUITABLE FOR			
	bright finish stainless steel	satin finish stainless steel	Overflow	Push pedal	Vandal-resistant	Inset	Wall	Suspended	Floor	Gyms Schools Offices	Hospitals Care homes	Airports Shopping centres	Hotels
SN0027C	•					•				•	•	•	•
SN0031C	•					•				•	•	•	•
SN0036C	•					•				•	•	•	•
SN0027CS		•				•				•	•	•	•
SN0031CS		•				•				•	•	•	•
SN0036CS		•				•				•	•	•	•
SNR027C	•		•			•				•	•	•	•
SNR031C	•		•			•				•	•	•	•
SNR036C	•		•			•				•	•	•	•
SNR0027CS		•	•			•				•	•	•	•
SNR0031CS		•	•			•				•	•	•	•
SNR0036CS		•	•			•				•	•	•	•
SNLM62CS		•			•		•			•	•	•	•
SNLM64CS		•			•		•			•	•	•	•
SNLM58CS		•			•		•			•	•	•	•
SNLM56CS		•			•		•			•	•	•	•
SNLM35C	•				•			•		•		•	
SNLM35CS		•			•			•		•		•	
SNLMP60CS		•		•	•				•		•		
SNLMP70CS		•		•	•			•			•		
SN0800CS		•			•	•				•	•		•
SNU104C	•				•			•		•		•	
SNU104CS		•			•			•		•		•	
SNU126CS		•			•			•		•		•	
SNU128CS		•			•			•		•		•	
SNU125CS		•			•				•	•		•	•
SNU110CS		•		•	•			•		•		•	•
SN0128CS		•			•			•		•		•	•
SNPT021CS		•			•	•					•		•



15

## Water fountains

---

Mediclinics offers a wide variety of water fountains, made from **AISI 304 stainless steel or coated steel**.

With an elegant design and made from durable materials, our solutions are designed for **indoor and outdoor** locations, depending on the model.

Ideal for installation in schools, office buildings, airports, hospitals and shopping centres.

1u/box  
18u/pallet  
120 x 80 x 110cm



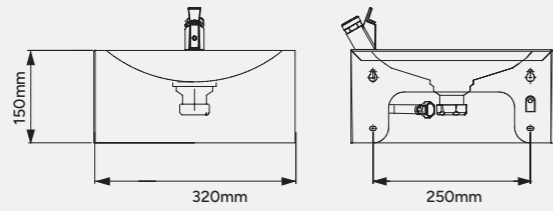
**FAM130CS**  
MATERIAL: AISI 304 stainless steel  
FINISH: satin

1u/box  
18u/pallet  
120 x 80 x 100cm

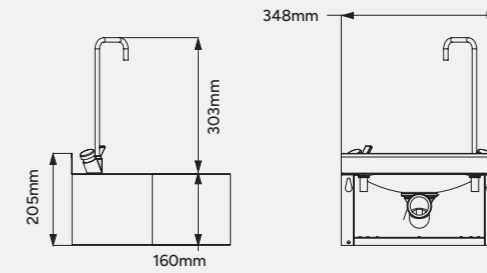


**FAM120CS**  
MATERIAL: AISI 304 stainless steel  
FINISH: satin

- HIGH TRAFFIC
- INDOOR / OUTDOOR
- DRINKING FOUNTAIN



- HIGH TRAFFIC
- INDOOR / OUTDOOR
- DRINKING FOUNTAIN / GLASS FILLER



**FAM135CS**  
MATERIAL: AISI 304 stainless steel  
FINISH: satin

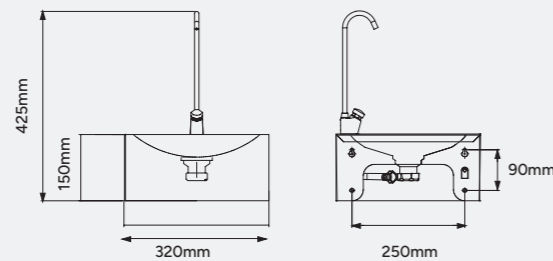


**FA0225CS**  
MATERIAL: AISI 304 stainless steel  
FINISH: satin


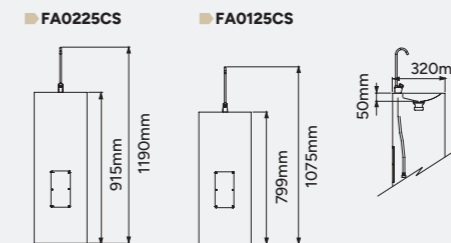


**FA0125CS**  
MATERIAL: AISI 304 stainless steel  
FINISH: satin

- HIGH TRAFFIC
- INDOOR / OUTDOOR
- GLASS FILLER



- HIGH TRAFFIC
- INDOOR / OUTDOOR
- GLASS FILLER





**FA0220CS**  
MATERIAL: AISI 304 stainless steel  
FINISH: satin



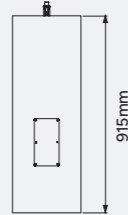
**FA0120CS**  
MATERIAL: AISI 304 stainless steel  
FINISH: satin



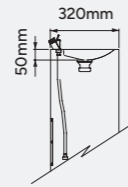
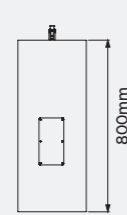
120 x 80 x 110cm

- HIGH TRAFFIC
- INDOOR / OUTDOOR
- DRINKING FOUNTAIN

FA0220CS



FA0120CS



TECHNICAL DATA SHEET

MODEL	MATERIAL / FINISH				SUITABLE FOR	
	AISI 304 stainless steel / bright	AISI 304 stainless steel / satin	High-density polyethylene	Grey plastic coated steel	Indoor	Outdoor
FAM130CS		•			•	•
FAM135CS		•			•	•
FAM120CS		•			•	•
FA0120CS		•			•	•
FA0220CS		•			•	•
FA0125CS		•			•	•
FA0225CS		•			•	•




## Optional coatings

PVD


PVD (Physical Vapour Deposition) is an advanced coating technique that provides a high-quality finish, great durability and a superior aesthetic appearance. Mediclinics offers this coating as an option on the products previously indicated in the catalogue, with the aim of adding an extra touch of elegance and exclusivity to the washroom space.

Sophistication	Resistance	Sustainability
Its metallic finish gives a luxurious and sophisticated appearance. In addition, its excellent colour stability ensures a lasting shine over time.	It offers greater resistance to wear, abrasion and corrosion, extending its service life and guaranteeing a superior quality finish.	It is environmentally friendly because it does not contain harmful chemicals or generate hazardous waste.


### Available colors:




GOLD



COPPER



ANTHRACITE



BRONZE

\*APPROXIMATE COLOURS, SUBJECT TO PRINTING PROCESS.



## Cleaning specifications

Stainless steel

### General instructions

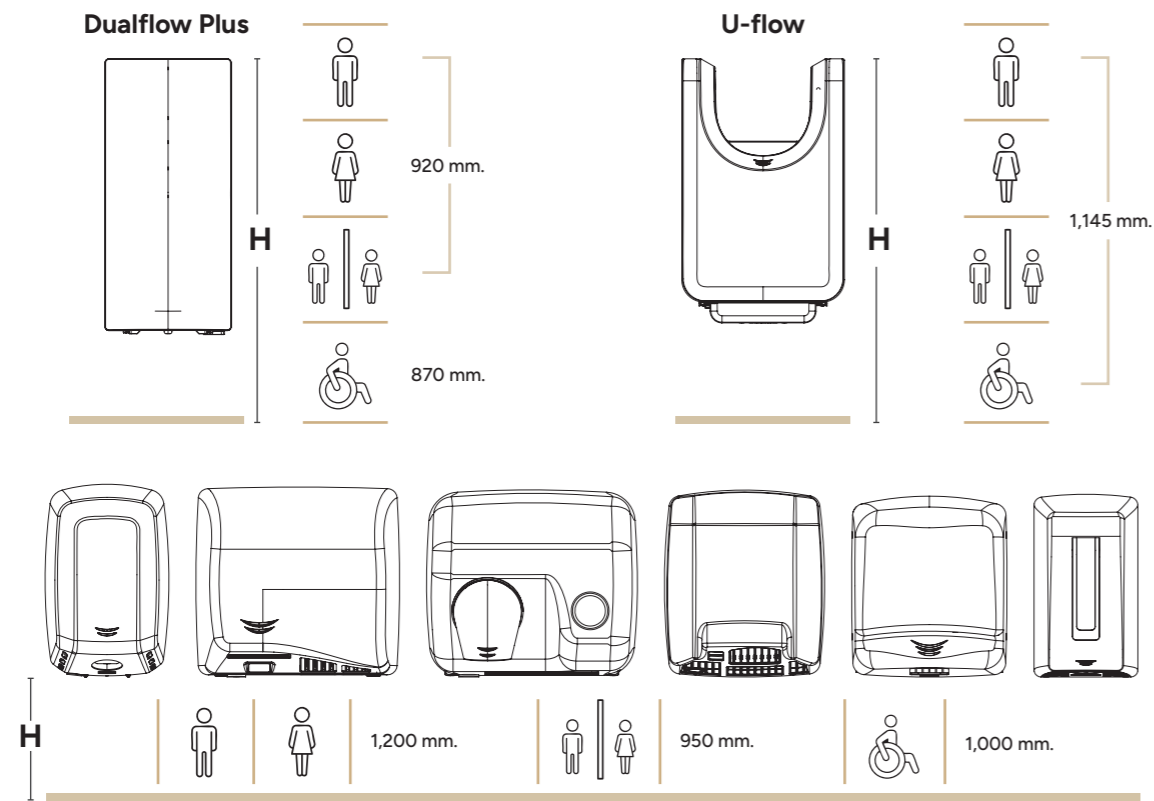
- 01.** Before applying any treatment, completely remove the plastic protection from the stainless steel.
- 02.** Do not use rough cloths, paper cloths or scouring pads.
- 03.** Dry the treated surface using a gentle cloth.
- 04.** As a general rule, use only a gentle cloth dampened with soapy water.
- 05.** The application of certain cleaning treatments may change the shade of a part's finish; therefore, treatment of the entire part may be necessary.
- 06.** Never use bleach, products based on hypochlorite solutions, liquids made with strong acids often used for cleaning floors and walls, hydrochloric acid or products containing petrol in the cleaning process.
- 07.** Pay special attention to the components of cleaning products, especially those specifically for cleaning bathrooms.
- 08.** In exceptional cases, carefully polish very specific areas. Then use a gentle cloth dampened with soapy water and dry thoroughly.
- 09.** Printed marks are easily removed when these cleaning processes are applied. Therefore, where possible, avoid applying on top of logos or other printed marks.

### Cleaning specifications

	WITH WHAT?	HOW?
<b>REGULAR CLEANING</b>	Liquid soap or neutral household detergent. Water.	Clean with a soft chamois cloth or sponge and warm water.  Remove any moisture with a dry cloth.  If the product is subjected to hostile environments, such as salt (near the sea), intense humidity, chlorine (swimming pools), etc., a further treatment in addition to regular cleaning is recommended, which involves the application of a household product containing silicon.
<b>MEDIUM DIRT LEVEL (stains, fingerprints...)</b>	Liquid soap or neutral household detergent. Water.  Cream or liquid polish for metals, specific for steel, such as the one manufactured by 3M.	Proceed in the same way as for regular cleaning. If you use specific household products, follow the manufacturer's instructions. Ensure that the products are liquid or cream. If using sprays, apply the product to the cloth, not directly onto the surface to be treated.
<b>HEAVY DIRT LEVEL (discolouration due to atmospheric agents)</b>	If the above procedures do not provide satisfactory results, carefully use household cleaners, degreasers or solvents. Never use products specifically designed for tin or copper as they may affect the colour of the steel. The 3M product recommended above may be useful in these cases.	Proceed in the same way as for regular cleaning. If you use specific household products, follow the manufacturer's instructions. Ensure that the products are liquid or cream. Before treating the entire affected surface, carry out a test on a small area.
<b>MINERAL DEPOSITS – LIMESCALE</b>	Dilute 5% white vinegar in water.  Specific cleaning products for lime with a silicone protective base, for example, "Super brillo Oro" (with acetic or phosphoric acid).	Proceed in the same way as with regular cleaning. In the case of using specific cleaning products, follow the manufacturer's instructions. Before treating the entire affected surface, carry out a test on a small area.
<b>RUST MARKS</b>	Any of the above, excluding those indicated for highly resistant stains. You can use 3M Scotch-Brite specially designed for scratch-free cleaning of ceramic cooktops.	Gently and carefully polish using 3M Scotch-Brite in the direction of the grain or lines.  NOTE: This method only applies to satin finishes, never to bright finishes.

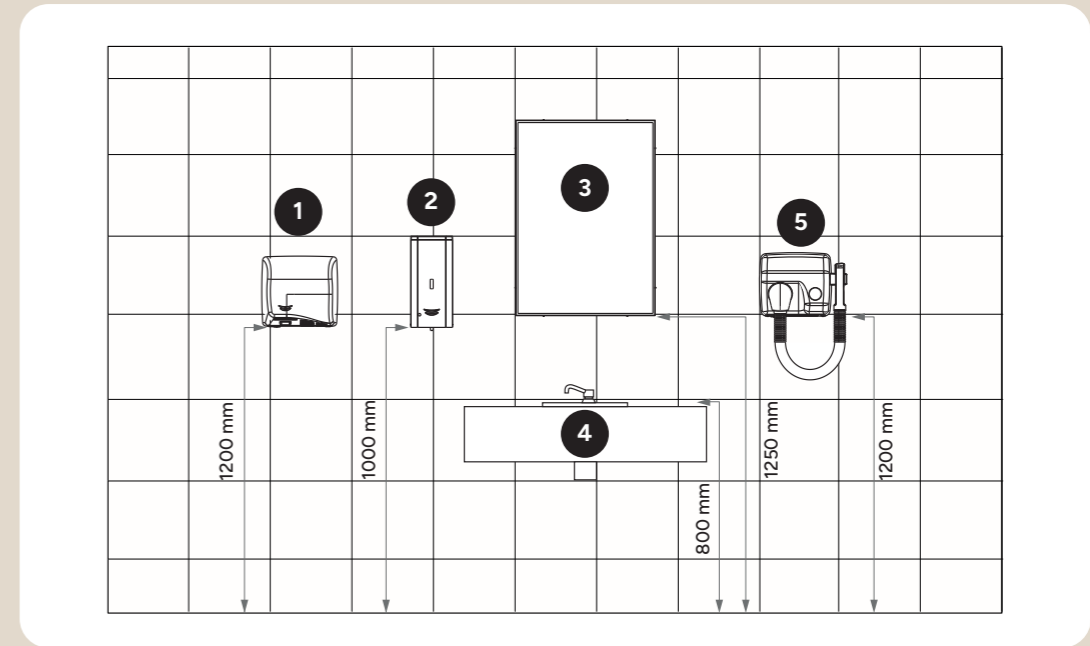
# Examples and recommended installation heights

## Hand dryers



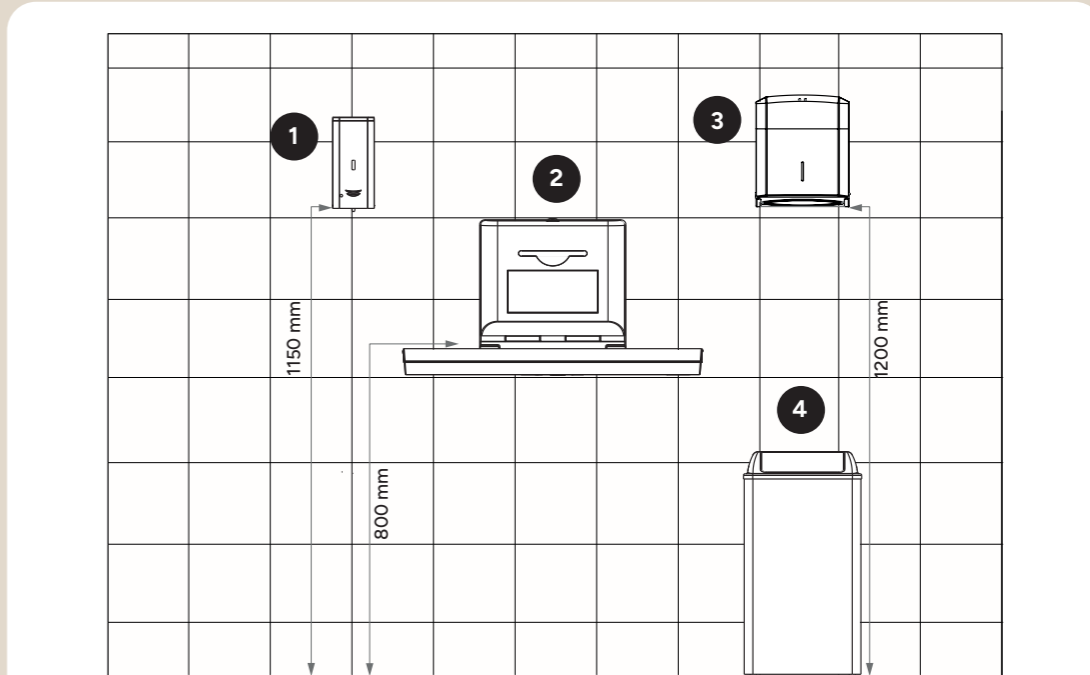
## Washroom spaces

### WASHBASIN AREA



- 1. Speedflow hand dryer
- 2. Liquid soap dispenser DJ0037A-B-C-CS
- 3. Fixed mirror EP035B-CS
- 4. Washbasin with tap
- 5. Hair dryer SC1088HT-CS

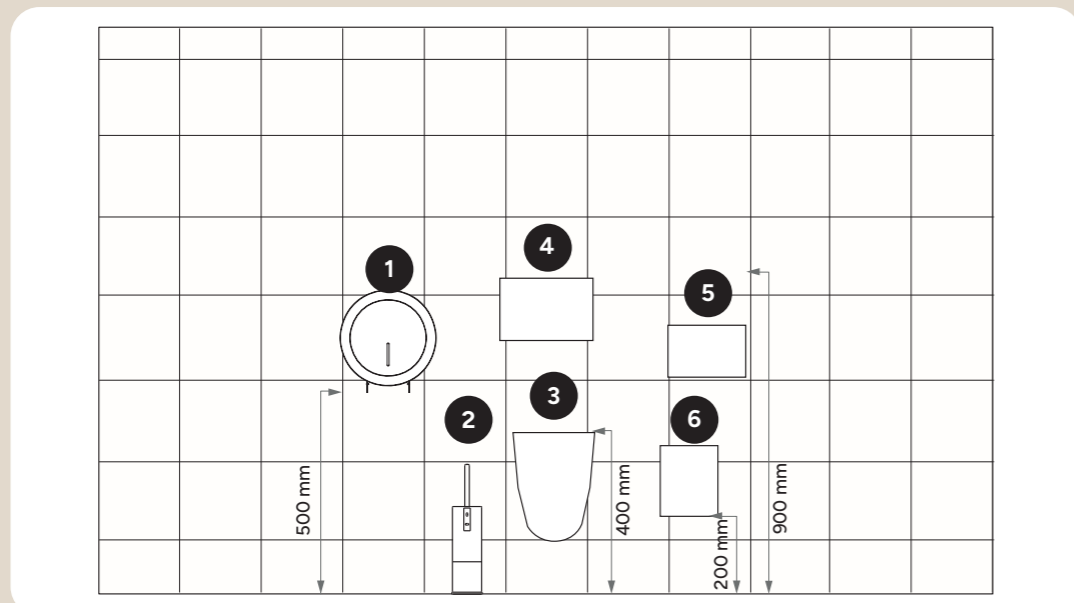
### BABY CHANGING AREA



- 1. Liquid soap dispenser DJ0037A-B-C-CS
- 2. Babymedi horizontal baby changing station
- 3. Paper towel dispenser DT2106-B-C-CS
- 4. Bin PP0065-C-CS

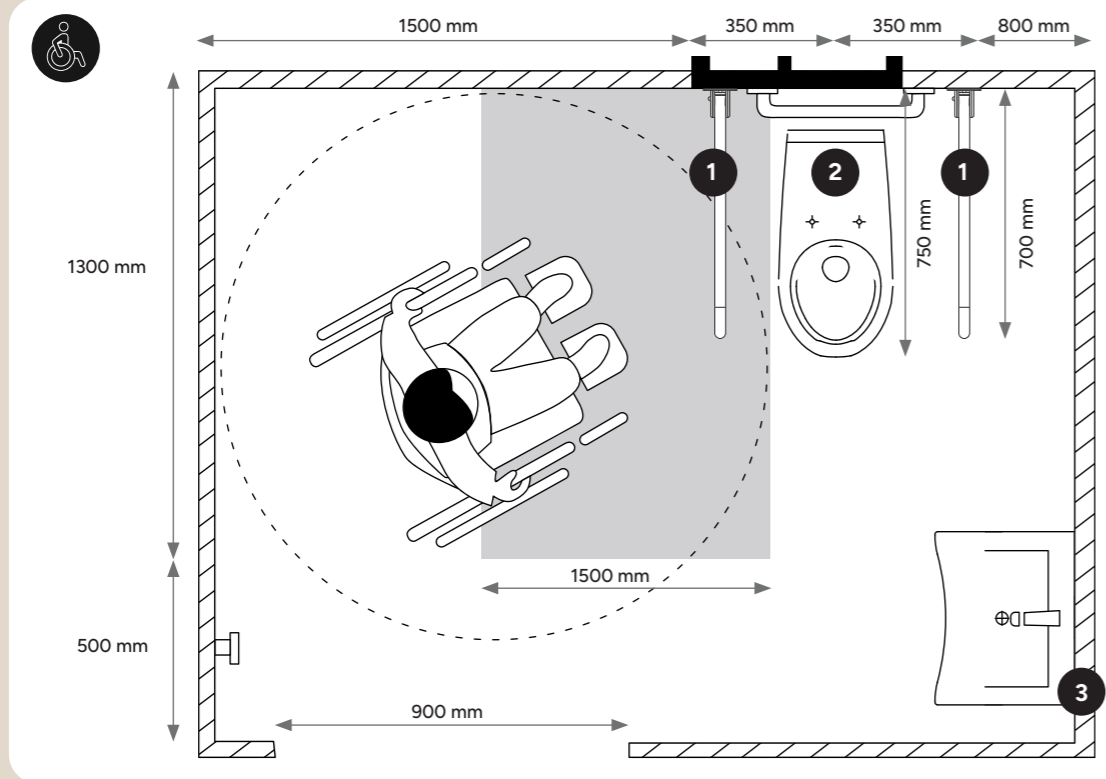
## Washroom spaces

### WC CABIN AREA

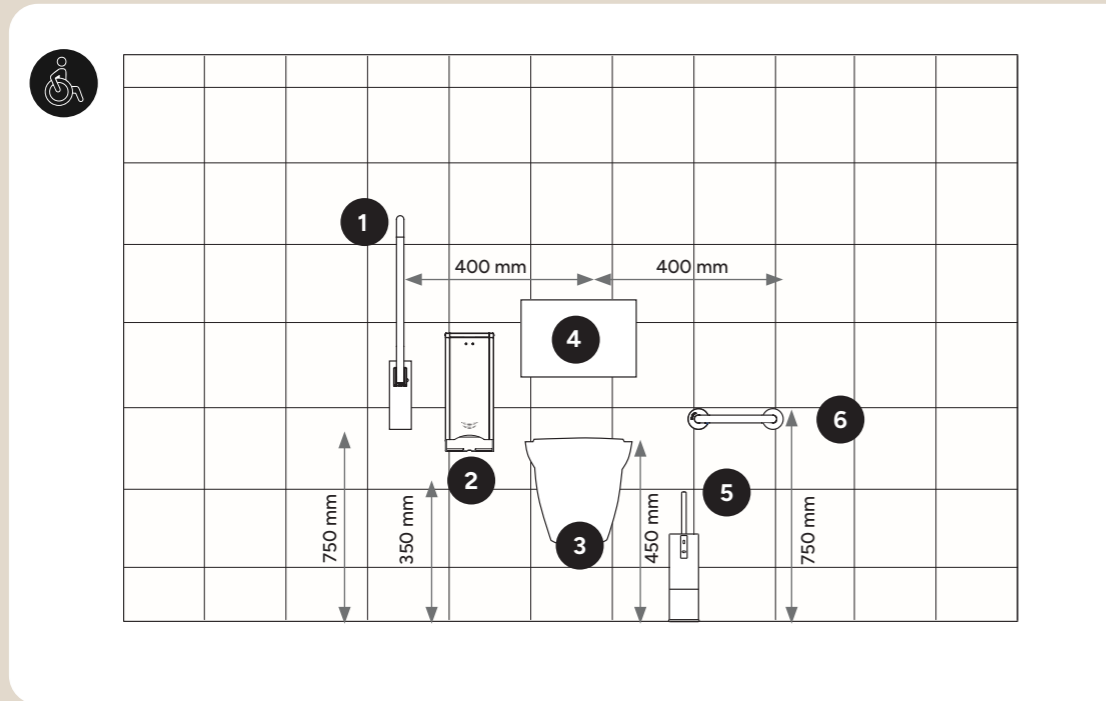


- 1. Toilet paper dispenser PR2783-B-C-CS
- 2. Toilet brush set ES0010C
- 3. Wall-hung toilet SN0128CS
- 4. Tank flush button
- 5. Seat cover dispenser DCA100CS
- 6. Sanitary bin PP0006-B-C-CS

WC CABIN AREA

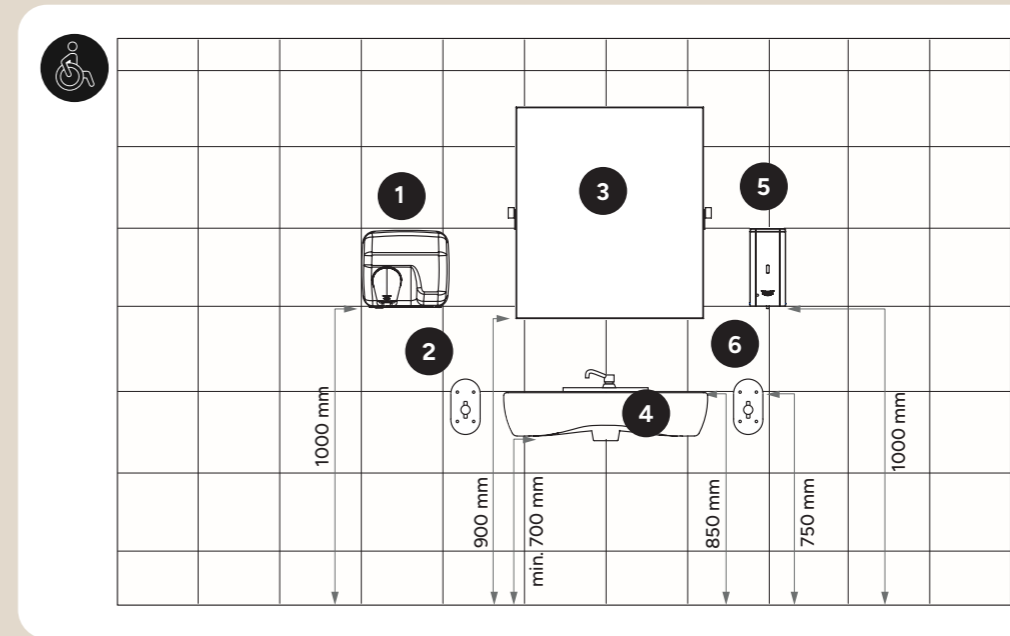


- 1. Grab bar BG0800C-CS
- 2. Wall-hung toilet D0182/01
- 3. FLAT62/01 washbasin with tap



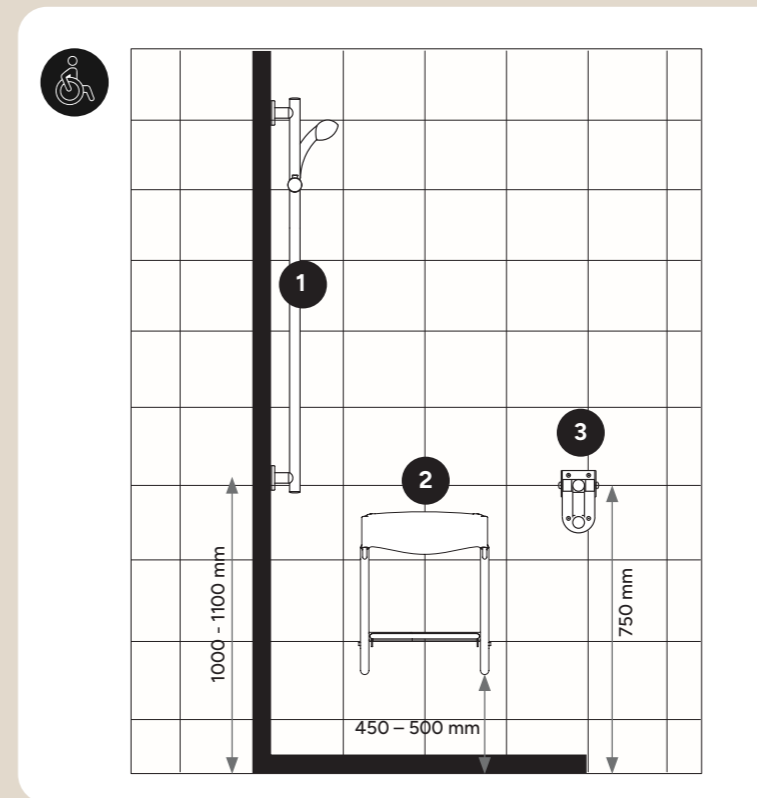
- 1. Grab bar BG0800C-CS
- 2. Toilet paper dispenser PR2784-B-C-CS
- 3. Wall-hung toilet D0182/01
- 4. Tank flush button
- 5. Toilet brush set ES0010C
- 6. Grab bar BR0750C

WASHBASIN AREA



- 1. Saniflow automatic hand dryer
- 2. Grab bar SH-B60/31
- 3. Mirror D0042/99
- 4. D0280/01 washbasin with tap
- 5. Liquid soap dispenser DJ0037A-B-C-CS
- 6. Grab bar SH-B60/31

SHOWER AREA



- 1. Shower rail LEX-X030/37
- 2. Folding shower seat with backrest X835/01
- 3. Support bar LEX-B60/37

# Certifications

## GS / UL



- Guarantees that the stated technical specifications (voltage, power, consumption, etc.) are met.
- Guarantees that the user can never get access to the live parts of the appliance.
- Guarantees that the equipment will never experience abnormal temperature increases.
- Guarantees that the user will never receive an electric shock when touching accessible metal parts.
- Guarantees that our hand dryers are protected against transient surges.
- Ensures that our machines are resistant to the ingress of water and solid objects.
- Guarantees the minimum fire risk for all our equipment.
- Guarantees that the covers of our hand dryers can withstand impact energy of 0.5 J.

## EMC

- Guarantees that our appliances will not have any negative effects or cause collateral damage to other electrical or electronic devices in the vicinity by the emission of continuous or discontinuous disturbances.
- Guarantees that our units function properly without being affected by other devices in the environment, whether radiated or conducted through the mains electricity.
- Guarantees that our appliances function properly without generating radiated or conducted interference that may affect the operation of other devices in the vicinity.



## GBCE



The "Green Building Council España" concept has emerged from the need to develop standards for energy efficiency and environmental responsibility. It focuses mostly on resources such as energy, water and materials. Its main objective is to achieve maximum efficiency from these resources.

- It ensures equipment is energy-efficient and environmentally friendly.
- It reduces energy bills as well as the negative impact on the environment.
- It helps in the design and construction of healthier and more productive buildings and spaces for people.
- It enhances the energy efficiency of any type of building.

## ISO 9001



- Ensures a global approach focused on customer satisfaction and continuous improvement.
- Builds customer trust based on the company's ability to consistently deliver the agreed products and/or services.
- Facilitates the opening of new markets both nationally and internationally.
- Improves our competitive position.
- Increases productivity as a result of continuous improvements in our internal processes. Improvement of our internal organization, achieved through more fluid communications, with set responsibilities and objectives.
- Orientation towards continuous improvement which allows us to identify new opportunities to improve the objectives we have already achieved.
- Increased responsiveness and flexibility to changing market opportunities.
- Increased ability to create value, both for the company and for its suppliers and strategic partners.
- Improvement of the motivation of the staff within our organization, as well as their willingness to work as part of a team.

## RoHS

- Ensures that our devices do not contain hazardous substances such as lead, mercury, cadmium, chromium, PBB or PBDE.
- Ensures that our products are environmentally friendly and safe for people's health.

## CE

The CE mark is a key indicator of a product's compliance with EU legislation and allows the free movement of products within the European market.

- It guarantees that our products meet all the legal requirements demanded in the European Community and ensures their validity for sale throughout the European Economic Area.

## Certification

		GS	EMC	UL	GBCE	CE
HAND DRYERS	U-FLOW®					
	DUALFLOW®PLUS					
	DUALFLOW®					
	MACHFLOW®PLUS / MACHFLOW®					
	SPEEDFLOW®PLUS					
	SANIFLOW®					
	MEDIFLOW®					
	OPTIMA®					
	SMARTFLOW®					
JUNIORPLUS®						

**AIRPORTS**

JFK International Airport, New York, USA  
 Charles de Gaulle International Airport, Paris, France  
 Istanbul International Airport, Turkey  
 Barcelona - El Prat Airport, Spain  
 Chennai International Airport, India  
 Monterrey International Airport, Mexico  
 Sydney International Airport, Australia  
 Clark International, Philippines  
 Madrid - Barajas Airport, Spain

**CASINOS**

Sydney Opera House and Casino, Australia  
 The Crown Casino, Melbourne, Australia  
 Lloret de Mar Casino, Spain

**CINEMAS AND THEATRES**

Broadway Cinema at Hollywood Plaza, Hong Kong, China  
 Royal Opera House, Muscat, Oman  
 Teatro Royal, Madrid, Spain  
 La Casona Theatre, Buenos Aires, Argentina  
 Century Cinemas, USA  
 Palau de la Música, Barcelona, Spain  
 UGC Cinemas, Paris, France

**HOSPITALS**

Hospital Clínic, Barcelona, Spain  
 South Lake Hospital Clemont, Florida, USA  
 Santa Creu i Sant Pau Hospital, Barcelona, Spain  
 Queen Mary Hospital, Hong Kong, China  
 San Marco Hospital, Latina, Italy  
 Ghayathi hospital, Abu Dhabi, United Arab Emirates  
 Skolkovo Hospital in Moscow, Russia  
 12 de Octubre Hospital, Madrid, Spain  
 Stradini Hospital in Riga, Latvia  
 Fundació Institut Guttmann, Barcelona, Spain

**HOTELS**

Grand Hyatt Chicago Hotel, USA  
 Crown Regency Hotel, Manila, Philippines  
 Hotel SLS Barcelona, Spain  
 Best Western Sumadija, Belgrade, Serbia  
 Hotel Sheraton, Montevideo, Uruguay  
 Meliá-Hotusa and AC Hotel, Spain  
 Shamal Shera Resort, Philippines  
 Hotel Ritz Carlton, Bahrain  
 Hotel Intercontinental, Johannesburg, South Africa

**UNIVERSITIES**

Florida Atlantic University, USA  
 National University of Singapore, Singapore  
 Pennsylvania State University, USA  
 Queen Mary University of London, UK  
 University of California, Berkeley, USA  
 Universidad de Arquitectura de Montevideo, Uruguay  
 ESADE Business School, Barcelona, Spain  
 Australian National University, Canberra, Australia

**SHOPPING CENTRES**

Bangsar Shopping Centre, Kuala Lumpur, Malaysia  
 Top Ryde Shopping Centre, Sydney, Australia  
 Miraflores Shopping Centre, Guatemala  
 Finestrelles, Esplugues de Llobregat, Spain  
 Taikon Place Shopping Centre, Hong Kong, China  
 Polo Park shopping Center, Winnipeg, Canada  
 An Phu Plaza, Ho Chi Minh City, Vietnam

**GYMS AND SPORT CENTRES**

Canottieri Milano, Italy  
 Metropolitan Fitness Centres, Spain  
 Health Works Fitness, Queensland, Australia  
 DIR Fitness Centres, Barcelona, Spain  
 Reebok Sports Club, Madrid, Spain  
 Barcino Tennis Club, Barcelona, Spain

**MUSEUMS**

Brooklyn Children's Museum, New York, USA  
 Alexander Museum, Tel Aviv, Israel  
 Guggenheim Museum, Bilbao, Spain  
 Museo del Prado, Madrid, Spain  
 National Museum, Warsaw, Poland  
 Museo Picasso, Málaga, Spain

**STADIUMS**

Dodger Stadium, Los Angeles, USA  
 Ibn Batouta Stadium, Tanger, Morocco  
 Palau Sant Jordi, Barcelona, Spain  
 London Olympic Stadium, UK  
 Old Trafford Stadium, UK  
 Sydney Olympic Park, Australia  
 L'Alqueria Basket, Valencia, Spain

**CIRCUITS**

Yas Marina Circuit, Abu Dhabi, United Arab Emirates  
 Meydan Racecoude, Dubai, United Arab Emirates

**RAILWAY STATIONS**

Hong Kong MTR Stations, China  
 Buquebus Central Station, Buenos Aires, Argentina

**AMUSEMENT PARKS**

Port Aventura, Tarragona, Spain  
 Delaware State Amusement Park, USA  
 Sentosa Island Theme Park, Singapore

**RESTAURANTS**

NBA Café, Barcelona, Spain  
 Tramvai, Milan, Italy  
 Dunkin Donuts, USA  
 McDonald's, Europe  
 Burger King, Europe  
 Arby's restaurants, USA

**SCHOOLS**

San Jose School, California, USA  
 York College of Pennsylvania, USA  
 Polymechanics School, Quebec, Canada  
 Chamartín Student Residence, Madrid, Spain  
 Sainte Thérèse Academy, Quebec, Canada  
 Harrow International School, Singapore  
 The Hills Sports High School, Sydney, Australia  
 Joaquin Blume Residence, Barcelona, Spain

**OTHER**

Sagrada Familia, Barcelona, Spain  
 New York Stock Exchange, USA  
 Ohio State Penitentiary, USA  
 Mutua Madrileña Offices, Madrid, Spain  
 Broward Judicial Court, USA  
 Texas Department of Transportation, USA  
 Torres Colón, Madrid, Spain



CODE	DESCRIPTION	PAGE
93910001SMD	Adapter for shorter towel paper, for DT2106 dispenser	125
AC0083C	Tissue dispenser 270x53x145 mm, bright chrome-plated brass, Medicrom Series	169
AC0240	Short grab bar for wall mounting 51x24x82 mm, white steel, Medisteele series	165
AC0240C	Short grab bar for wall mounting 51x24x82 mm, bright steel, Medisteele series	165
AC0780C	Glass shelf 600x64x134 mm, bright chrome-plated brass, Medicrom Series	169
AC0950C	Grab bar-towel rail 305x107 mm, bright chrome-plated brass, Medicrom Series	170
AC0956C	Angled grab bar 423x120x207 mm, bright chrome-plated brass, Medicrom Series	170
AC0957C	Grab bar with soap dish 423x120x207mm, bright chrome-plated brass, Medicrom Series	169
AC0959C	Towel shelf with rail 480x310x100 mm, bright chrome-plated brass, Medicrom series	168
AC0961C	Towel rail 390x Ø53 mm, bright chrome-plated brass, Medicrom Series	168
AC0962C	Rectangular soap dish 175x107 mm, bright chrome-plated brass, Medicrom Series	169
AC0963C	Rectangular soap dish 264x107 mm, bright chrome-plated brass, Medicrom Series	169
AC0964C	Triangular soap basket 227x145x28 mm, bright chrome-plated brass, Medicrom Series	169
AC0966C	Robe hook Ø53x62 mm, bright chrome-plated brass, Medicrom Series	171
AC0967C	Toilet roll holder with cover 121x101x33 mm, bright chrome-plated brass, Medicrom Series	170
AC0970C	Spare toilet roll holder 50x115x186 mm, bright chrome-plated brass, Medicrom Series	170
AC0973C	Grab bar-towel rail 658x107 mm, bright chrome-plated brass, Medicrom Series	170
AC0974C	Grab bar-towel rail 528x107 mm, bright chrome-plated brass, Medicrom Series	170
AC0978C	Towel rail Ø 200 mm, bright chrome-plated brass, Medicrom Series	168
AC0979C	Towel rail Ø 170 mm, bright chrome-plated brass, Medicrom Series	168
AD0025B	Shower holder, black finish	182
AD0025C	Shower holder, chrome finish	185
AI0010C	Single robe hook 40x34 mm, bright AISI 304 stainless steel, Medinox series	161
AI0010CS	Single robe hook 40x34 mm, satin finish AISI 304 stainless steel, Medinox series	161
AI0020C	Towel rail 535x66 mm, bright finish AISI 304 stainless steel, Medinox series	158
AI0020CS	Towel rail 535x66 mm, satin finish AISI 304 stainless steel, Medinox series	158
AI0030C	Double towel rail 535x120 mm, bright AISI 304 stainless steel, Medinox series	158
AI0030CS	Double towel rail 535x120 mm, satin finish AISI 304 stainless steel, Medinox series	158
AI0033B	Single robe hook 52x41 mm, black AISI 304 stainless steel, Medisteele series	166
AI0033C	Single robe hook 52x41 mm, bright AISI 304 stainless steel, Medisteele series	166
AI0033CS	Single robe hook 52x41 mm, satin finish AISI 304 stainless steel, Medisteele series	166
AI0036B	Double robe hook 100x48x52 mm, black AISI 304 stainless steel, Medisteele series	166
AI0036C	Double robe hook 100x48x52 mm, bright AISI 304 stainless steel, Medisteele series	166
AI0036CS	Double robe hook 100x48x52 mm, satin finish AISI 304 stainless steel, Medisteele series	166
AI0040C	Towel shelf with bar 535x120 mm, bright AISI 304 stainless steel, Medinox series	158
AI0040CS	Towel shelf with bar 535x120 mm, satin finish AISI 304 stainless steel, Medinox series	158
AI0050C	Soap dish 143x120 mm, bright AISI 304 stainless steel, Medinox series	159

CODE	DESCRIPTION	PAGE
AI0050CS	Soap dish 143x120 mm, satin finish AISI 304 stainless steel, Medinox series	159
AI0060C	Bathroom shelf 535x120 mm, bright AISI 304 stainless steel, Medinox series	159
AI0060CS	Bathroom shelf 535x120 mm, satin finish AISI 304 stainless steel, Medinox series	159
AI0070C	Individual toilet roll holder without cover 140x65 mm, bright AISI 304 stainless steel, Medinox series	160
AI0070CS	Individual toilet roll holder without cover 140x65 mm, satin finish AISI 304 stainless steel, Medinox series	160
AI0080C	Toilet roll holder with cover 140x65 mm, bright AISI 304 stainless steel, Medinox series	160
AI0080CS	Toilet roll holder with cover 140x65 mm, satin finish AISI 304 stainless steel, Medinox series	160
AI0090C	Rectangular towel rail 205x65x135 mm, bright AISI 304 stainless steel, Medinox series	159
AI0090CS	Rectangular towel rail 205x65x135 mm, satin finish AISI 304 stainless steel, Medinox series	159
AI0100C	Vertical spare toilet roll holder 155x65x66 mm, bright AISI 304 stainless steel, Medinox series	160
AI0100CS	Vertical spare toilet roll holder 155x65x66 mm, satin finish AISI 304 stainless steel, Medinox series	160
AI0110C	Circular towel rail Ø 165x65 mm, bright AISI 304 stainless steel, Medinox series	159
AI0110CS	Circular towel rail Ø 165x65 mm, satin finish AISI 304 stainless steel, Medinox series	159
AI0113B	Toilet roll holder without cover 193x97 mm, black AISI 304 stainless steel, Medisteele series	164
AI0113C	Toilet roll holder without cover 193x97 mm, bright AISI 304 stainless steel, Medisteele series	164
AI0113CS	Toilet roll holder without cover 193x97 mm, satin finish AISI 304 stainless steel, Medisteele series	164
AI0115B	Trapezoidal ring towel rail 132x60x130 mm, black AISI 304 stainless steel, Medisteele series	162
AI0115C	Trapezoidal ring towel rail 132x60x130 mm, bright AISI 304 stainless steel, Medisteele series	162
AI0115CS	Trapezoidal ring towel rail 132x60x130 mm, satin finish AISI 304 stainless steel, Medisteele series	162
AI0118B	Rectangular bathroom soap dish 108x106x52 mm, black AISI 304 stainless steel, Medisteele series	163
AI0118C	Rectangular bathroom soap dish 108x106x52 mm, bright AISI 304 stainless steel, Medisteele series	163
AI0118CS	Rectangular bathroom soap dish 108x106x52 mm, satin finish AISI 304 stainless steel, Medisteele series	163
AI0129B	Toilet roll holder with cover 130x80x73 mm, black AISI 304 stainless steel, Medisteele series	164
AI0129C	Toilet roll holder with cover 130x80x73 mm, bright AISI 304 stainless steel, Medisteele series	164
AI0129CS	Toilet roll holder with cover 130x80x73 mm, satin finish AISI 304 stainless steel, Medisteele series	164
AI0140C	Soap basket 340x100x24 mm, bright AISI 304 stainless steel, Medinox series	159
AI0140CS	Soap basket 340x100x24 mm, satin finish AISI 304 stainless steel, Medinox series	159
AI0160C	Soap basket 170x100x24 mm, bright AISI 304 stainless steel, Medinox series	159
AI0160CS	Soap basket 170x100x24 mm, satin finish AISI 304 stainless steel, Medinox series	159
AI0170C	Magnifying mirror Ø 170, bright AISI 304 stainless steel, Medisteele series	167
AI0184B	Towel rail 495x88 mm, black AISI 304 stainless steel, Medisteele series	162
AI0184C	Towel rail 495x88 mm, bright finish AISI 304 stainless steel, Medisteele series	162
AI0184CS	Towel rail 495x88 mm, satin finish AISI 304 stainless steel, Medisteele series	162
AI0310B	Toilet roll holder with cover 161x95x161 mm, black AISI 304 stainless steel, Medisteele series	164
AI0310C	Toilet roll holder with cover 161x95x161 mm, bright AISI 304 stainless steel, Medisteele series	164
AI0310CS	Toilet roll holder with cover 161x95x161 mm, satin finish AISI 304 stainless steel, Medisteele series	164
AI0320C	Double toilet roll holder with cover 320x50x160 mm, bright AISI 304 stainless steel, Medisteele series	165

CODE	DESCRIPTION	PAGE
AI0320CS	Double toilet roll holder with cover 320x50x160 mm, satin finish AISI 304 stainless steel, Medisteele series	165
AI0710C	Towel shelf with bar 495x208 mm, bright AISI 304 stainless steel, Medisteele series	162
AI0710CS	Towel shelf with bar 495x208 mm, satin finish AISI 304 stainless steel, Medisteele series	162
AI0720B	Rectangular bathroom shelf 525x161 mm, black AISI 304 stainless steel, Medisteele series	163
AI0720C	Rectangular bathroom shelf 525x161 mm, bright AISI 304 stainless steel, Medisteele series	163
AI0720CS	Rectangular bathroom shelf 525x161 mm, satin finish AISI 304 stainless steel, Medisteele series	163
AI0910C	Retractable clothes line Ø 91, bright AISI 304 stainless steel, Medisteele series	167
AI0920C	Sanitary bag dispenser 91x24x136 mm, bright AISI 304 stainless steel	118
AI0920CS	Sanitary bag dispenser 91x24x136 mm, satin finish AISI 304 stainless steel	118
AI0920B	Sanitary bag dispenser 91x24x136 mm, black epoxy steel	118
AI0968C	Spare toilet roll holder 66x116x208 mm, bright AISI 304 stainless steel, Medisteele series	164
AI0968CS	Spare toilet roll holder 66x116x208 mm, satin finish AISI 304 stainless steel, Medisteele series	164
AI0985B	Facial tissue dispenser 240x54x126 mm, black AISI 304 stainless steel, Medisteele series	163
AI0985C	Facial tissue dispenser 240x54x126 mm, bright AISI 304 stainless steel, Medisteele series	163
AI0985CS	Facial tissue dispenser 240x54x126 mm, satin finish AISI 304 stainless steel, Medisteele series	163
AI1311B	Double towel rail 600x115 mm, black AISI 304 stainless steel, Aura series	152
AI1311C	Double towel rail 600x115 mm, bright AISI 304 stainless steel, Aura series	152
AI1311CS	Double towel rail 600x115 mm, satin finish AISI 304 stainless steel, Aura series	152
AI1313B	Single towel rail 600x65, black AISI 304 stainless steel, Aura series	152
AI1313C	Single towel rail 600x65, bright AISI 304 stainless steel, Aura series	152
AI1313CS	Single towel rail 600x65, satin finish AISI 304 stainless steel, Aura series	152
AI1318B	Single bathroom robe hook 55x55, black AISI 304 stainless steel, Aura series	153
AI1318C	Single bathroom robe hook 55x55, bright AISI 304 stainless steel, Aura series	153
AI1318CS	Single bathroom robe hook 55x55, satin finish AISI 304 stainless steel, Aura series	153
AI1321B	Toilet paper holder 238x65 mm, black AISI 304 stainless steel, Aura series	153
AI1321C	Toilet paper holder 238x65 mm, bright AISI 304 stainless steel, Aura series	153
AI1321CS	Toilet paper holder 238x65 mm, satin finish AISI 304 stainless steel, Aura series	153
AI1323B	Towel shelf with bar 600x215x150 mm, black AISI 304 stainless steel, Aura series	152
AI1323C	Towel shelf with bar 600x215x150 mm, bright AISI 304 stainless steel, Aura series	152
AI1323CS	Towel shelf with bar 600x215x150 mm, satin finish AISI 304 stainless steel, Aura series	152
AI1411B	Single towel rail 600x120 mm, black AISI 304 stainless steel, Harmonia series	156
AI1411C	Single towel rail 600x120 mm, bright AISI 304 stainless steel, Harmonia series	156
AI1411CS	Single towel rail 600x120 mm, satin finish AISI 304 stainless steel, Harmonia series	156
AI1413B	Single towel rail 600x70 mm, black AISI 304 stainless steel, Harmonia series	156
AI1413C	Single towel rail 600x70 mm, bright AISI 304 stainless steel, Harmonia series	156
AI1413CS	Single towel rail 600x70 mm, satin finish AISI 304 stainless steel, Harmonia series	156
AI1418B	Single bathroom robe hook 30x60x67 mm, black AISI 304 stainless steel, Harmonia series	157

CODE	DESCRIPTION	PAGE
AI1418C	Single bathroom robe hook 30x60x67 mm, bright AISI 304 stainless steel, Harmonia series	157
AI1418CS	Single bathroom robe hook 30x60x67 mm, satin finish AISI 304 stainless steel, Harmonia series	157
AI1421B	Toilet paper holder 196x70 mm, black AISI 304 stainless steel, Harmonia series	156
AI1421C	Toilet paper holder 196x70 mm, bright AISI 304 stainless steel, Harmonia series	156
AI1421CS	Toilet paper holder 196x70 mm, satin finish AISI 304 stainless steel, Harmonia series	156
AI1423B	Towel shelf with bar 600x215 mm, black AISI 304 stainless steel, Harmonia series	156
AI1423C	Towel shelf with bar 600x215 mm, bright AISI 304 stainless steel, Harmonia series	156
AI1423CS	Towel shelf with bar 600x215 mm, satin finish AISI 304 stainless steel, Harmonia series	156
AI2003B	Toilet paper holder with shelf 160x103 mm, black AISI 304 stainless steel, Aura series	152
AI2003C	Toilet paper holder with shelf 160x103 mm, bright AISI 304 stainless steel, Aura series	152
AI2003CS	Toilet paper holder with shelf 160x103 mm, satin finish AISI 304 stainless steel, Aura series	152
AI2004B	Double toilet roll holder with shelf 260x103 mm, black AISI 304 stainless steel, Aura series	152
AI2004C	Double toilet roll holder with shelf 260x103 mm, bright AISI 304 stainless steel, Aura series	152
AI2004CS	Double toilet roll holder with shelf 260x103 mm, satin finish AISI 304 stainless steel, Aura series	152
AI2005B	Toilet paper holder with shelf 160x102 mm, black AISI 304 stainless steel, Harmonia series	156
AI2005C	Toilet paper holder with shelf 160x102 mm, bright AISI 304 stainless steel, Harmonia series	156
AI2005CS	Toilet paper holder with shelf 160x102 mm, satin finish AISI 304 stainless steel, Harmonia series	156
AI2006B	Double toilet paper holder with shelf 270x103 mm, black AISI 304 stainless steel, Harmonia series	156
AI2006C	Double toilet paper holder with shelf 270x103 mm, bright AISI 304 stainless steel, Harmonia series	156
AI2006CS	Double toilet paper holder with shelf 270x103 mm, satin finish AISI 304 stainless steel, Harmonia series	156
AI2318B	Double bathroom robe hook 90x55x41 mm, black AISI 304 stainless steel, Aura series	153
AI2318C	Double bathroom robe hook 90x55x41 mm, bright AISI 304 stainless steel, Aura series	153
AI2318CS	Double bathroom robe hook 90x55x41 mm, satin finish AISI 304 stainless steel, Aura series	153
AI2418B	Double bathroom robe hook 90x60x40 mm, bright AISI 304 stainless steel, Harmonia series	157
AI2418C	Double bathroom robe hook 90x55x41 mm, bright AISI 304 stainless steel, Aura series	157
AI2418CS	Double bathroom robe hook 90x55x41 mm, satin finish AISI 304 stainless steel, Aura series	157
AIE310C	Recessed toilet roll holder with cover 160x50x160 mm, bright AISI 304 stainless steel, Medisteele series	164
AIE310CS	Recessed toilet roll holder with cover 160x50x160 mm, satin finish AISI 304 stainless steel, Medisteele series	164
AIE320C	Recessed double toilet roll holder with cover 321x50x160, bright AISI 304 stainless steel, Medisteele series	165
AIE320CS	Recessed toilet roll holder with cover 321x50x160 mm, satin finish AISI 304 stainless steel, Medisteele series	165
AM0100	Drop-down shower seat with wall anchor 430x445 mm, AISI 304 stainless steel / phenolic slats	195
AM0201C	Drop-down shower seat 450x410 mm, bright AISI 304 stainless steel	194
AM0201CS	Drop-down shower seat 450x410 mm, satin finish AISI 304 stainless steel	194
AM0251C	Drop-down shower seat with floor anchor 450x410 mm, bright AISI 304 stainless steel	194
AM0251CS	Drop-down shower seat with floor anchor 450x410 mm, satin finish AISI 304 stainless steel	194
AM0500	Drop-down reversible shower seat with wall anchor 840x534 mm, AISI 304 stainless steel / phenolic slats	195
BA0130C	Angled bar 130°, bright AISI 304 stainless steel, Medinox series	190

CODE	DESCRIPTION	PAGE
BA0130CS	Angled bar 130°, satin finish AISI 304 stainless steel Medinox series	190
BA2130	Angled bar 130°, white epoxy AISI 201 stainless steel Mediepxi series	184
BA2130B	Angled bar 130°, black epoxy finish AISI 201 stainless steel Mediepxi series	184
BAD090C	Right angled bar 90°, bright finish AISI 304 stainless steel Medinox series	186
BAD090CS	Right angled bar 90°, satin finish AISI 304 stainless steel Medinox series	186
BAI090C	Left angled bar 90°, bright finish AISI 304 stainless steel Medinox series	186
BAI090CS	Left angled bar 90°, satin finish AISI 304 stainless steel Medinox series	186
BD0700C	Angled bar, 2 walls, 3 anchor points, bright AISI 304 stainless steel, Medinox series	190
BD0700CS	Angled bar, 2 walls, 3 anchor points, satin finish AISI 304 stainless steel, Medinox series	190
BD2700	Angled bar, 2 walls, 3 anchor points, white epoxy AISI 201 stainless steel, Mediepxi series	184
BD2700B	Angled bar, 2 walls, 3 anchor points, black AISI 201 stainless steel, Mediepxi series	184
BFD600C	Right wall bar, 3 anchor points, bright AISI 304 stainless steel, Medinox series	189
BFD600CS	Right wall bar, 3 anchor points, satin finish AISI 304 stainless steel, Medinox series	189
BFI600C	Left wall bar, 3 anchor points, bright AISI 304 stainless steel, Medinox series	189
BFI600CS	Left wall bar, 3 anchor points, satin finish AISI 304 stainless steel, Medinox series	189
BG0089CS	Horizontal drop-down bar with fixed column, satin finish AISI 304 stainless steel, Medinox series	188
BG0800C	Vertical drop-down bar 738 mm, bright AISI 304 stainless steel Medinox series	186
BG0800CS	Vertical drop-down bar 738 mm, satin finish AISI 304 stainless steel Medinox series	186
BG0850CS	Vertical drop-down bar 852 mm, satin finish AISI 304 stainless steel Medinox series	186
BG0900CS	Vertical drop-down bar, 3 positions with brake 738 mm, satin finish AISI 304 stainless steel, Medinox series	186
BG2800	Vertical drop-down bar 738 mm, white epoxy AISI 201 stainless steel, Mediepxi series	183
BG2800B	Vertical drop-down bar 738 mm, black epoxy AISI 201 stainless steel, Mediepxi series	183
BGA0820C	Vertical drop-down bar with floor anchor, bright AISI 304 stainless steel, Medinox series	187
BGA0820CS	Vertical drop-down bar with floor anchor, satin finish AISI 304 stainless steel, Medinox series	187
BGC2710	Vertical drop-down bar 722 mm with fixed column, white epoxy AISI 201 stainless steel, Mediepxi series	183
BGC2710B	Vertical drop-down bar 722 mm with fixed column, black epoxy AISI 201 stainless steel, Mediepxi series	183
BGC710C	Vertical drop-down bar 722 mm with fixed column, bright AISI 304 stainless steel, Medinox series	183
BGC710CS	Vertical drop-down bar 722 mm with fixed column, satin finish AISI 304 stainless steel, Medinox series	183
BR0300C	Straight bar 387 mm, bright AISI 304 stainless steel Medinox series	185
BR0300CS	Straight bar 387 mm, satin finish AISI 304 stainless steel Medinox series	185
BR0400C	Straight bar 537 mm, bright AISI 304 stainless steel Medinox series	185
BR0400CS	Straight bar 537 mm, satin finish AISI 304 stainless steel Medinox series	185
BR0600C	Straight bar 692 mm, bright AISI 304 stainless steel Medinox series	185
BR0600CS	Straight bar 692 mm, satin finish AISI 304 stainless steel Medinox series	185
BR0750C	Straight bar 842 mm, bright AISI 304 stainless steel Medinox series	185
BR0750CS	Straight bar 842 mm, satin finish AISI 304 stainless steel Medinox series	185
BR0900C	Straight bar 997 mm, bright AISI 304 stainless steel Medinox series	185

CODE	DESCRIPTION	PAGE
BR0900CS	Straight bar 997 mm, satin finish AISI 304 stainless steel Medinox series	185
BR1200C	Straight bar 1200 mm, bright AISI 304 stainless steel Medinox series	185
BR1200CS	Straight bar 1200 mm, satin finish AISI 304 stainless steel Medinox series	185
BR2300	Straight bar 390 mm, white epoxy AISI 201 stainless steel Mediepxi series	182
BR2300B	Straight bar 390 mm, black epoxy AISI 201 stainless steel Mediepxi series	182
BR2400	Straight bar 540 mm, white epoxy AISI 201 stainless steel Mediepxi series	182
BR2400B	Straight bar 540 mm, black epoxy AISI 201 stainless steel Mediepxi series	182
BR2600	Straight bar 695 mm, white epoxy AISI 201 stainless steel Mediepxi series	182
BR2600B	Straight bar 695 mm, black epoxy AISI 201 stainless steel Mediepxi series	182
BS0010C	Recessed floor-wall bar, bright AISI 304 stainless steel, Medinox series	188
BS0010CS	Recessed floor-wall bar, satin finish AISI 304 stainless steel, Medinox series	188
BSD020C	Right wall/floor bar, 3 anchor points, bright AISI 304 stainless steel, Medinox series	189
BSD020CS	Right wall/floor bar, 3 anchor points, satin finish AISI 304 stainless steel, Medinox series	189
BSI020C	Left wall/floor bar, 3 anchor points, bright AISI 304 stainless steel, Medinox series	189
BSI020CS	Right wall/floor bar, 3 anchor points, satin finish AISI 304 stainless steel, Medinox series	189
BTD090CS	Angled bar, 2 walls, 3 anchor points, satin finish AISI 304 stainless steel, Medinox series	190
BTI090CS	Angled bar, 2 walls, 3 anchor points, satin finish AISI 304 stainless steel, Medinox series	190
BTM00	Empty cabinet with soap, water and air drying pictograms	56
BTM01	Empty cabinet with soap, water and paper towel drying pictograms	56
BTM02	Complete cabinet with soap, water and air drying	56
BTM03	Complete cabinet with soap, water and paper towel drying	56
BTM10	Empty cabinet with soap and air drying pictograms	58
BTM11	Empty cabinet with soap and paper towel drying pictograms	58
BTM12	Complete cabinet with soap and air drying	58
BTM13	Complete cabinet with soap and paper towel drying	58
CN0020	Babymedi sanitary liner refill	82
CP0016H	Babymedi horizontal changing station, white polypropylene	82
CP0016HCS	Babymedi horizontal changing station, polypropylene / satin finish AISI 304 stainless steel	82
CP0016HCSB	Babymedi horizontal changing station, polypropylene with matte black AISI 304 stainless steel	82
CP0016HCSB-I	Babymedi horizontal changing station with ionizer, polypropylene, matte black AISI 304 stainless steel	82
CP0016H-I	Babymedi horizontal changing station with ionizer, white polypropylene	82
CP0016V	Babymedi vertical changing station, white polypropylene	83
CP0016VCS	Babymedi vertical changing station, polypropylene / satin finish AISI 304 stainless steel	83
CP-0016VCSB	Babymedi vertical changing station, polypropylene with matte black AISI 304 stainless steel	83
CP-0016VCSB-I	Babymedi vertical changing station with ionizer, polypropylene, matte black AISI 304 stainless steel	83
CP-0016VCS-I	Babymedi vertical changing station with ionizer, polypropylene, satin AISI 304 stainless steel	83

CODE	DESCRIPTION	PAGE
CP0016V-I	Babymedi vertical changing station with ionizer, white polypropylene	83
DBH100	Sanitary bag dispenser, 50 units, white epoxy steel.	118
DBH100C	Sanitary bag dispenser, 50 units, bright AISI 304 stainless steel	118
DBH100CS	Sanitary bag dispenser, 50 units, satin finish AISI 304 stainless steel	118
DCA100CS	Toilet seat cover dispenser for 250 units, satin finish AISI 304 stainless steel.	118
DJ0010F	Liquid soap dispenser, 1.1 L white / smoked ABS	102
DJ0020F	Liquid soap dispenser, 1.1 L black/smoked ABS	102
DJ002AB	Liquid soap dispenser tap with swan neck sensor, for washbasin installation, black brass finish	74
DJ002AC	Automatic liquid soap dispenser tap for washbasin installation, bright chrome-plated brass finish	74
DJ0031	Liquid soap dispenser. 1.5 L, white epoxy AISI 304 stainless steel	101
DJ0031B	Liquid soap dispenser. 1.5 L, matte black epoxy AISI 304 stainless steel	101
DJ0031C	Liquid soap dispenser 1.5 L, bright AISI 304 stainless steel	101
DJ0031CS	Liquid soap dispenser 1.5 L, satin AISI 304 stainless steel	101
DJ0040	Liquid soap dispenser, 1.5 L, white epoxy AISI 304 stainless steel	101
DJ0040B	Liquid soap dispenser, 1.5 L, matte black epoxy AISI 304 stainless steel	101
DJ0040C	Liquid soap dispenser, 1.5 L, bright AISI 304 stainless steel	101
DJ0040CS	Liquid soap dispenser, 1.5 L, satin AISI 304 stainless steel	101
DJ0037A	Automatic liquid soap dispenser, 1 L white epoxy AISI 304 stainless steel	99
DJ0037AB	Automatic liquid soap dispenser, 1 L matte black epoxy AISI 304 stainless steel	99
DJ0037AB-TRAFO	Automatic liquid soap dispenser 1 L, with transformer, matte black epoxy AISI 304 stainless steel	99
DJ0037AC	Automatic liquid soap dispenser, 1 L bright AISI 304 stainless steel	99
DJ0037ACS	Automatic liquid soap dispenser, 1 L satin AISI 304 stainless steel	99
DJ0037ACS-TRAFO	Automatic liquid soap dispenser, 1 L with transformer, satin finish AISI 304 stainless steel	99
DJ0037AC-TRAFO	Automatic liquid soap dispenser, 1 L with transformer, bright finish AISI 304 stainless steel	99
DJ0037A-TRAFO	Automatic liquid soap dispenser, 1 L with transformer, white epoxy AISI 304 stainless steel	99
DJ0037AB	Automatic liquid soap dispenser tap for wall installation, black brass finish	66
DJ0037AC	Automatic liquid soap dispenser tap for wall installation, bright chrome-plated brass finish	66
DJ0050A	Automatic liquid soap dispenser, 1.2 L white ABS	100
DJ0050ACS	Automatic liquid soap dispenser 1.2 L, satin AISI 304 stainless steel	100
DJ0111C	Liquid soap dispenser 1.1 L, bright AISI 304 stainless steel	103
DJ0111CS	Liquid soap dispenser 1.1 L, satin AISI 304 stainless steel	103
DJ0112C	Liquid soap dispenser 1.1 L, bright AISI 304 stainless steel	103
DJ0112CS	Liquid soap dispenser 1.1 L, satin AISI 304 stainless steel	103
DJ0115C	Liquid soap dispenser 1.3 L, bright AISI 304 stainless steel	102
DJ0115CS	Liquid soap dispenser 1.3 L, satin AISI 304 stainless steel	102
DJ0120C	Liquid soap dispenser 0.5 L, bright stainless steel - chrome-plated brass	105
DJ0121C	Liquid soap dispenser 0.5 L, bright chrome-plated brass	105

CODE	DESCRIPTION	PAGE
DJ0160AS	Automatic liquid soap dispenser, 0.8 L Chrome plated / black aluminium ABS	100
DJ024BTM	Liquid soap dispenser with holder for mounting behind the mirror	61
DJ0252AC	Automatic liquid soap dispenser, 1.6 L Bright chrome-plated brass	100
DJE0010CS	Recessed liquid soap dispenser 1.4 L, satin AISI 304 stainless steel	104
DJF0032	Foam soap dispenser 1.5 L, white epoxy AISI 304 stainless steel	102
DJF0032B	Foam soap dispenser, 1.5 L, matte black epoxy AISI 304 stainless steel	102
DJF0032C	Foam soap dispenser, 1.5 L, bright AISI 304 stainless steel	102
DJF0032CS	Foam soap dispenser, 1.5 L, satin AISI 304 stainless steel	102
DJF0038A	Automatic foam soap dispenser 1 L, white epoxy AISI 304 stainless steel	99
DJF0038AB	Automatic foam soap dispenser 1 L, black epoxy AISI 304 stainless steel	99
DJF0038AB-TRAFO	Automatic foam soap dispenser 1 L, with adapter, matte black epoxy AISI 304 stainless steel	99
DJF0038AC	Automatic foam soap dispenser 1 L, bright finish AISI 304 stainless steel	99
DJ-FO038ACS	Automatic foam soap dispenser 1 L, satin finish AISI 304 stainless steel	99
DJF0038ACS-TRAFO	Automatic foam soap dispenser 1 L, with adapter, satin finish AISI 304 stainless steel	99
DJF0038AC-TRAFO	Automatic foam soap dispenser 1 L, with adapter, bright finish AISI 304 stainless steel	99
DJF0038A-TRAFO	Automatic foam soap dispenser 1 L, with adapter, white epoxy AISI 304 stainless steel	99
DJFE0025C	Recessed foam soap dispenser in countertop 1L, bright chrome-plated brass	105
DJFM0038A	"Behind the mirror" foam soap dispenser 1 L, grey AISI 304 stainless steel	61
DJFM0038A-TRAFO	"Behind the mirror" foam soap dispenser, 1 L, with adapter, grey AISI 304 stainless steel	61
DJFP035	Foam soap dispenser 1.5 L, with lever, white epoxy AISI 304 stainless steel	104
DJFP035B	Foam soap dispenser 1.5 L, with lever, matte black epoxy AISI 304 stainless steel	104
DJFP035C	Foam soap dispenser 1.5 L, with lever, bright AISI 304 stainless steel	104
DJFP035CS	Foam soap dispenser 1.5 L, with lever, satin AISI 304 stainless steel	104
DJM0037A	"Behind the mirror" liquid soap dispenser 1 L, grey AISI 304 stainless steel	61
DJM0037A-TRAFO	"Behind the mirror" liquid soap dispenser, 1 L, with adapter, grey AISI 304 stainless steel	61
DJP0034	Liquid soap dispenser 1.5 L, with lever, white epoxy AISI 304 stainless steel	104
DJP0034B	Liquid soap dispenser 1.5 L, with lever, matte black epoxy AISI 304 stainless steel	104
DJP0034C	Liquid soap dispenser 1.5 L, with lever, bright AISI 304 stainless steel	104
DJP0034CS	Liquid soap dispenser 1.5 L, with lever, satin AISI 304 stainless steel	104
DJS0033	Spray soap dispenser 1.5 L, white epoxy AISI 304 stainless steel	102
DJS0033B	Spray soap dispenser, 1.5 L, matte black epoxy AISI 304 stainless steel	102
DJS0033C	Spray soap dispenser 1.5 L, bright AISI 304 stainless steel	102
DJS0033CS	Spray soap dispenser 1.5 L, satin AISI 304 stainless steel	102
DJS0039A	Automatic spray soap dispenser 1 L, white epoxy AISI 304 stainless steel	99
DJS0039AB	Automatic spray soap dispenser 1 L, matte black epoxy AISI 304 stainless steel	99
DJS0039AB-TRAFO	Automatic spray soap dispenser 1 L, with transformer, matte black epoxy AISI 304 stainless steel	99
DJS0039AC	Automatic spray soap dispenser 1 L, bright AISI 304 stainless steel	99

CODE	DESCRIPTION	PAGE
DJS-0039ACS	Automatic spray soap dispenser 1 L, satin finish AISI 304 stainless steel	99
DJS0039ACS-TRAFO	Automatic spray soap dispenser 1L with transformer, satin finish AISI 304 stainless steel	99
DJS0039AC-TRAFO	Automatic spray soap dispenser 1L with transformer, bright AISI stainless steel	99
DJS0039A-TRAFO	Automatic spray soap dispenser 1 L, with transformer, white epoxy AISI 304 stainless steel	99
DJSM0039A	"Behind the mirror" automatic spray soap dispenser 1 L, grey AISI 304 stainless steel	61
DJSM0039A-TRAFO	"Behind the mirror" spray soap dispenser ,1 L, with adapter, grey AISI 304 stainless steel	61
DJSP036	Spray soap dispenser 1.5 L, with lever, white epoxy AISI 304 stainless steel	104
DJSP036B	Spray soap dispenser 1.5 L, with lever, matte black epoxy AISI 304 stainless steel	104
DJSP036C	Spray soap dispenser 1.5 L, with lever, bright AISI 304 stainless steel	104
DJSP036CS	Spray soap dispenser 1.5 L, with lever, satin AISI 304 stainless steel	104
DJT118	Recessed liquid soap dispenser in countertop 1L, bright chrome-plated brass	105
DT024BTM	Paper towel dispenser with mounting bracket for installation behind the mirror	60
DT0303	Jumbo roll dispenser Ø 250 mm, white epoxy steel	127
DT0303C	Jumbo roll dispenser Ø 250 mm, bright AISI 304 stainless steel	127
DT0303CS	Jumbo roll dispenser Ø 250 mm, satin AISI 304 stainless steel	127
DT2106	Paper towel dispenser 400-600 C/Z white epoxy steel	125
DT2106B	Paper towel dispenser 400-600 C/Z black epoxy steel	125
DT2106C	Paper towel dispenser 400-600 C/Z bright AISI 304 stainless steel	125
DT2106CS	Paper towel dispenser 400-600 C/Z satin AISI 304 stainless steel	125
DTE0010CS	Combined unit paper towel dispenser 600-800 C/Z + left-hand soap dispenser 1.2 L, satin AISI 430 stainless steel	145
DTE0020CS	Recessed paper towel dispenser, C/Z 200-400, satin finish AISI 304 stainless steel	126
DTE0030CS	Combined unit of paper towel dispenser 400-600 + 7.6 L recessed, satin finish AISI 304 stainless steel waste bin	145
DTE0040CS	Recessed paper towel dispenser, C/Z 600-800, satin finish AISI 304 stainless steel	126
DTE0050CS	Combined unit of paper towel dispenser 600-800 + 12.5 L recessed, satin finish AISI 304 stainless steel waste bin	145
DTES0040CS	Combined unit of paper towel dispenser 300-500 +24 L waste bin+Saniflow recessed satin finish AISI 304 stainless steel hand dryer	144
DTES0060CS	Combined unit of paper towel dispenser 500-600 +23 L waste bin+Junior Plus recessed satin finish AISI 304 stainless steel hand dryer	144
DTH100	Toilet tissue dispenser, 400 units, white epoxy steel	117
DTH100B	Toilet tissue dispenser, 400 units, black epoxy steel	117
DTH100C	Toilet tissue dispenser, 400 units, bright AISI 304 stainless steel	117
DTH100CS	Toilet tissue dispenser, 400 units, satin AISI 304 stainless steel	117
DTM2106	"Behind the mirror" paper towel dispenser, C/Z 400-600, satin finish AISI 304 stainless steel	61
DTP025CS	Paper dispenser Ø 220 mm, satin finish AISI 304 stainless steel	126
E05	Saniflow manual hand dryer, white epoxy steel	34
E05A	Saniflow automatic hand dryer, white epoxy steel	32

CODE	DESCRIPTION	PAGE
E05AB	Saniflow automatic hand dryer, black epoxy steel	32
E05AC	Saniflow automatic hand dryer, bright AISI 304 stainless steel	32
E05ACS	Saniflow automatic hand dryer, satin finish AISI 304 stainless steel	32
E05B	Saniflow manual hand dryer, black epoxy steel	34
E05C	Saniflow manual hand dryer, bright AISI 304 stainless steel	34
E05CS	Saniflow manual hand dryer, satin finish AISI 304 stainless steel	34
E85	Saniflow manual hand dryer, cast iron with white enamel coating	35
E85A	Saniflow automatic hand dryer, cast iron with white enamel coating	33
E88	Saniflow manual hand dryer, white enamelled steel	34
E88A	Saniflow automatic hand dryer, white enamelled steel	32
E88AC	Saniflow automatic hand dryer, bright chromed steel	32
E88ACS	Saniflow automatic hand dryer, satin finish steel	32
E88AO	Saniflow automatic hand dryer, gold finish steel	32
E88C	Saniflow manual hand dryer, bright chromed steel	34
E88CS	Saniflow manual hand dryer, satin finish steel	34
E88O	Saniflow manual hand dryer, gold finish steel	34
EP0300	Tilting mirror 700x500 mm white epoxy steel	197
EP0300B	Tilting mirror 700x500 mm black epoxy steel	197
EP0300CS	Tilting mirror 700x500 mm satin finish AISI 304 stainless steel	197
EP0350B	Fixed mirror 700x500 mm, black epoxy steel	196
EP0350CS	Fixed mirror 700x500 mm satin finish AISI 304 stainless steel	196
EP0400CS	Tilting mirror 800x600 mm satin finish AISI 304 stainless steel	197
EP0450CS	Fixed mirror 800x600 mm satin finish AISI 304 stainless steel	196
ES0010	Toilet brush set, white epoxy steel, Medicolor series	171
ES0010B	Toilet brush set, black epoxy steel, Medicolor series	171
ES0010C	Toilet brush set, bright chrome-plated brass, Medicrom series	171
ES0965C	Toilet brush set, bright AISI 304 stainless steel Medinox series	161
ES0965CS	Toilet brush set, satin AISI 304 stainless steel Medinox series	161
ES0968C	Toilet brush set, bright AISI 304 stainless steel Medisteel series	166
ES0968CS	Toilet brush set, satin AISI 304 stainless steel Medisteel series	166
ES1002B	Toilet brush set, black finish AISI 304 stainless steel Aura series	153
ES1002C	Toilet brush set, bright finish AISI 304 stainless steel Aura series	153
ES1002CS	Toilet brush set, satin finish AISI 304 stainless steel Aura series	153
ES1003B	Toilet brush set, black AISI 304 stainless steel, Harmonia series	157
ES1003C	Toilet brush set, bright AISI 304 stainless steel, Harmonia series	157
ES1003CS	Toilet brush set, satin finish AISI 304 stainless steel, Harmonia series	157

CODE	DESCRIPTION	PAGE
FA0120CS	Water fountain, 800 mm height satin AISI 304 stainless steel	210
FA0125CS	Water fountain, 800 mm height with glass filler, satin finish AISI 304 stainless steel	209
FA0220CS	Water fountain, 915 mm high, satin finish AISI 304 stainless steel	210
FA0225CS	Water fountain with glass filler, 915 mm height, satin finish AISI 304 stainless steel	209
FAM120CS	Water fountain, satin finish AISI 304 stainless steel	209
FAM130CS	Water fountain, satin finish AISI 304 stainless steel	208
FAM135CS	Water fountain with glass filler, satin finish AISI 304 stainless steel	208
GA002AB	Automatic water tap for washbasin installation, black brass finish	74
GA002AC	Automatic water tap for washbasin installation, bright chrome-plated brass finish	74
GA003AB	Automatic water tap for wall installation, black brass finish	66
GA003AC	Automatic water tap for wall installation, bright chrome-plated brass finish	66
GA024BTM	Water tap with holder for mounting behind the mirror	61
GAJ002AB	Automatic water tap and soap dispenser for washbasin installation for washbasin installation, black brass finish	70
GAJ002AC	Automatic water tap and soap dispenser for washbasin installation, bright chrome-plated brass finish	70
HGPT0020B	Floor-standing portable sanitizing station black epoxy steel	106
ZZHGPT0040	Floor-standing portable sanitizing station white epoxy	106
HGPT0070B	Anti-drip tray holder for soap dispensers DJ0037A.../DJF0038A.../DJS0039A.../DJ0160AS/DJ0031.../DJF0032... And DJS0033...	99
KA0010/2	Electrical insulation kit with 2 escutcheons	182
KA0010/3	Electrical insulation kit with 3 escutcheons	184
KA0020/2	Electrical insulation kit with 2 escutcheons	185
KA0020/3	Electrical insulation kit with 3 escutcheons	186
KA0060	Electrical insulation kit	186
KA0070	Electrical insulation kit	186
KA0090	AC/DC 220V-9V TRANSFORMER current adapter	99
KA0252	Power adapter for DJ0252AC dispenser	101
KG0020B	Glove holder for HGPT0020B station, black epoxy	106
KIT2789	Optional 3-roll spindle for PR2787 models	114
KITDESM14A	Drain connection kit for Dualflow hand dryers	19
KITPP2279B	Bin anchoring bracket for HGPT0020B station, black epoxy	106
KT0005	Recess kit for Saniflow dryer white epoxy steel	45
KT0005B	Recess kit for Saniflow dryer black epoxy steel	45
KT0005C	Recess kit for Saniflow dryer bright steel	45
KT0005CS	Recess kit for Saniflow dryer satin finish steel	45
KT0010	Recess kit for Mediflow dryer white epoxy steel	45
KT0010B	Recess kit for Mediflow dryer black epoxy steel	45

CODE	DESCRIPTION	PAGE
KT0010C	Recess kit for Mediflow dryer bright AISI 304 stainless steel	45
KT0010CS	Recess kit for Mediflow dryer satin finish AISI 304 stainless steel	43
KT0016HCS	Babymedi horizontal changing station wall recess kit, satin finish AISI 04 stainless steel	84
KT0016HCSB	Babymedi horizontal changing station wall recess kit, matte black AISI 304 stainless steel	84
KT0016VCS	Babymedi vertical changing station wall recess kit, satin finish AISI 304 stainless steel	84
KT0016VCSB	Babymedi vertical changing station wall recess kit, matte black AISI 304 stainless steel	84
KT0030CS	Mounting frame, model DTE0030CS, satin finish AISI 304 stainless steel	145
KT0040CS	Mounting frame, models DTES0040CS and DTES0060CS, satin finish AISI 304 stainless steel	144
KT009	Recess kit for Machflow dryer, white epoxy steel	44
KT009B	Recess kit for Machflow dryer black epoxy steel	44
KT009C	Recess kit for Machflow dryer bright AISI 304 stainless steel	44
KT009CS	Recess kit for Machflow dryer satin finish AISI 304 stainless steel	44
KT023CS	Anti-splash panel for U-flow	14
KTP009	Plug-in kit for Machflow dryer	23
KTR100	Overflow kit, bright AISI 304 stainless steel	200
M02A	Smart Mediflow hand dryer, white epoxy steel	38
M02AB	Smart Mediflow hand dryer, black epoxy steel	38
M02AC	Smart Mediflow hand dryer, bright AISI 304 stainless steel	38
M02ACS	Smart Mediflow hand dryer satin finish AISI 304 stainless steel	38
M03A	Mediflow hand dryer, white epoxy steel	39
M03AB	Mediflow hand dryer, black epoxy steel	39
M03AC	Mediflow hand dryer, bright AISI 304 stainless steel	39
M03ACS	Mediflow hand dryer satin finish AISI 304 stainless steel	39
M04A	Smartflow hand dryer, white ABS	42
M04AB	Smartflow hand dryer, black epoxy ABS	42
M04AC	Smartflow hand dryer, bright ABS	42
M04ACS	Smartflow hand dryer, satin finish ABS	42
M06A	Speedflow hand dryer, white epoxy steel	26
M06AB	Speedflow hand dryer, black epoxy steel	26
M06AC	Speedflow hand dryer, bright AISI 304 stainless steel	26
M06ACS	Speedflow hand dryer, satin finish AISI 304 stainless steel	26
M06AF	Speedflow hand dryer, cast iron with white enamel coating	26
M094AB	Automatic tap for washbasin installation, with hand dryer, in black brass finish	70
M094AC	Automatic tap for washbasin installation, with hand dryer, in bright chrome-plated brass finish	70
M095AB	Automatic tap for wall installation, with hand dryer, hand dryer with sensor in black brass finish	66
M095AC	Automatic tap for wall installation, with hand dryer, bright chrome-plated brass finish	66

CODE	DESCRIPTION	PAGE
M09AB	Machflow hand dryer, black epoxy steel	22
M09AB-FIL	Machflow hand dryer with HEPA filtration system, black epoxy steel	22
M09AB-I	Machflow hand dryer with HEPA filtration system and ioniser, black epoxy steel	22
M09AC	Machflow hand dryer, bright AISI 304 stainless steel	22
M09AC-FIL	Machflow hand dryer with HEPA filtration system, bright AISI 304 stainless steel	22
M09AC-I	Machflow hand dryer with HEPA filtration system and ioniser, bright AISI 304 stainless steel	22
M09ACS	Machflow hand dryer, satin AISI 304 stainless steel	22
M09ACS-FIL	Machflow hand dryer with HEPA filtration system, satin finish AISI 304 stainless steel	22
M09ACS-I	Machflow hand dryer with HEPA filtration system and ionizer, satin finish AISI 304 stainless steel	22
M09A	Machflow hand dryer, white epoxy steel	22
M09A-FIL	Machflow hand dryer with HEPA filtration system, white epoxy steel	22
M09A-I	Machflow hand dryer with HEPA filtration system and ionizer, white epoxy steel	22
M14A	Dualflow Plus hand dryer with HEPA filtration system, white ABS	18
M14AB	Dualflow Plus hand dryer with HEPA filtration system, black ABS	18
M14AB-DES	Dualflow Plus hand dryer with HEPA filtration system and drain, black ABS	18
M14AB-DES-I	Dualflow Plus hand dryer with HEPA filtration system, drain and ionizer, black ABS	18
M14AB-I	Dualflow Plus hand dryer with HEPA filtration system and ionizer, black ABS	18
M14ABT	Dualflow Plus hand dryer with HEPA filtration system, total black ABS	18
M14ABT-DES	Dualflow Plus hand dryer with HEPA filtration system and drain, total black ABS	18
M14A-BT-DES-I	Dualflow Plus hand dryer with HEPA filtration system, drain and ionizer, total black ABS	18
M14ABT-I	Dualflow Plus hand dryer with HEPA filtration system and ionizer, total black ABS	18
M14ACS	Dualflow Plus hand dryer with HEPA filtration system, satin finish ABS	18
M14ACS-DES	Dualflow Plus hand dryer with HEPA filtration system and drain, satin finish ABS	18
M14ACS-DES-I	Dualflow Plus hand dryer with HEPA filtration system, drain and ionizer, satin finish ABS	18
M14ACS-I	Dualflow Plus hand dryer with HEPA filtration system and ionizer, satin finish ABS	18
M14A-DES	Dualflow Plus hand dryer with HEPA filtration system and drain, white ABS	18
M14A-DES-I	Dualflow Plus hand dryer with HEPA filtration system, drain and ionizer, white ABS	18
M14A-I	Dualflow Plus hand dryer with HEPA filtration system and ionizer, white ABS	18
M17A	Speedflow Plus hand dryer with HEPA filtration system, white epoxy steel	26
M17AB	Speedflow Plus hand dryer with HEPA filtration system, white epoxy steel	26
M17AB-I	Speedflow hand dryer with HEPA filtration system and ionizer, black epoxy steel	26
M17A-BTM24	Speedflow Plus hand dryer with mounting bracket for installation behind the mirror	26
M17AC	Speedflow Plus hand dryer with HEPA filtration system, bright AISI 304 stainless steel	26
M17AC-I	Speedflow Plus hand dryer with HEPA filtration system and ionizer, bright AISI 304 stainless steel	26
M17ACS	Speedflow Plus hand dryer with HEPA filtration system, satin finish AISI 304 stainless steel	26
M17ACS-I	Speedflow Plus hand dryer with HEPA filtration system and ionizer, satin finish AISI 304 stainless steel	26

CODE	DESCRIPTION	PAGE
M17A-I	Speedflow Plus hand dryer with HEPA filtration system and ionizer, white epoxy steel	26
M17AF	Speedflow Plus hand dryer, cast iron with white enamel coating	26
M17AF-I	Speedflow Plus hand dryer with ioniser, cast iron with white enamel coating	26
M19AB	Machflow hand dryer (brushless motor), black epoxy steel	22
M19AB-FIL	Machflow hand dryer (brushless motor), with HEPA filtration system, black epoxy steel	22
M19AB-I	Machflow hand dryer (brushless motor), with HEPA filtration system and ioniser, black epoxy steel	22
M19AC	Machflow hand dryer (brushless motor), bright finish AISI 304 stainless steel	22
M19AC-FIL	Machflow hand dryer (brushless motor), with HEPA filtration system, bright AISI 304 stainless steel	22
M19AC-I	Machflow hand dryer (brushless motor), with HEPA filtration system and ioniser, bright AISI 304 stainless steel	22
M19ACS	Machflow hand dryer (brushless motor), satin finish AISI 304 stainless steel	22
M19ACS-FIL	Machflow hand dryer (brushless motor), with HEPA filtration system, satin finish AISI 304 stainless steel	22
M19ACS-I	Machflow hand dryer (brushless motor), with HEPA filtration system and ioniser, satin finish AISI 304 stainless steel	22
M19A	Machflow hand dryer (brushless motor), white epoxy steel	22
M19A-FIL	Machflow hand dryer (brushless motor), with HEPA filtration system, white epoxy steel	22
M19A-I	Machflow hand dryer (brushless motor) with HEPA filtration system and ionizer, white epoxy steel	22
M23A	U-Flow hand dryer with HEPA filtration system, tank, drain, ionizer and plug-in system, white ABS	14
M23AB	U-Flow hand dryer with HEPA filtration system, tank, drain, ionizer and plug-in system, black ABS	14
M23ABT	U-Flow hand dryer with HEPA filtration system, tank, drain, ionizer and plug-in system, total black ABS	14
M23ACS	U-Flow hand dryer with HEPA filtration system, tank, drain, ionizer and plug-in system, satin ABS	14
M24A	Dualflow Plus hand dryer (brushless motor) with HEPA filtration system, white ABS	18
M24AB	Dualflow Plus hand dryer (brushless motor) with HEPA filtration system, black ABS	18
M24AB-DES	Dualflow Plus hand dryer (brushless motor) with HEPA filtration system and drain, black ABS	18
M24AB-DES-I	Dualflow Plus hand dryer (brushless motor) with HEPA filtration system, drain and ionizer, black ABS	18
M24AB-I	Dualflow Plus hand dryer (brushless motor) with HEPA filtration system and ionizer, black ABS	18
M24ABT	Dualflow Plus hand dryer (brushless motor) with HEPA filtration system, total black ABS	18
M24A-BT-DES	Dualflow Plus hand dryer (brushless motor) with HEPA filtration system and drain, total black ABS	18
M24A-BT-DES-I	Dualflow Plus hand dryer (brushless motor) with HEPA filtration system, drain and ionizer, total black ABS	18
M24ABT-I	Dualflow Plus hand dryer (brushless motor) with HEPA filtration system and ionizer, total black ABS	18
M24ACS	Dualflow Plus hand dryer (brushless motor) with HEPA filtration system, satin finish ABS	18
M24ACS-DES	Dualflow Plus hand dryer (brushless motor) with HEPA filtration system and drain, satin finish ABS	18
M24ACS-DES-I	Dualflow Plus hand dryer (brushless motor) with HEPA filtration system, drain and ionizer, satin finish ABS	18
M24ACS-I	Dualflow Plus hand dryer (brushless motor) with HEPA filtration system and ionizer, satin finish ABS	18
M24A-DES	Dualflow Plus hand dryer (brushless motor) with HEPA filtration system and drain, white ABS	18

CODE	DESCRIPTION	PAGE
M24A-DES-I	Dualflow Plus hand dryer (brushless motor) with HEPA filtration system, drain and ioniser, white ABS	18
M24A-I	Dualflow Plus hand dryer (brushless motor) with HEPA filtration system and ionizer, white ABS	18
M88APLUS	Automatic JuniorPlus hand dryer, white ABS	43
M88PLUS	Manual JuniorPlus hand dryer, white ABS	43
M99A	Optima hand dryer, white epoxy steel	42
M99AB	Optima hand dryer, black epoxy steel	42
M99AC	Optima hand dryer, bright AISI 304 stainless steel	42
M99ACS	Optima hand dryer, satin finish AISI 304 stainless steel	42
MA0025	Water mixer	56
PP0003C	Recessed waste disposal bin, satin finish AISI 304 stainless steel	137
PP0006	Sanitary bin, 6 L, white epoxy steel	137
PP0006B	Sanitary bin, 6 L, matte black epoxy steel	137
PP0006C	Sanitary bin, 6 L, bright AISI 304 stainless steel	137
PP0006CS	Sanitary bin, 6 L, satin finish AISI 304 stainless steel	137
PP0065	Waste bin, 80 L, with self-closing lid, white epoxy steel	134
PP0065C	Waste bin, 65 L, with self-closing lid, bright AISI 304 stainless steel	134
PP0065CS	Waste bin, 65 L, with self-closing lid, satin finish AISI 304 stainless steel	134
PP0080	Waste bin, 80 L, with self-closing lid, white epoxy steel	133
PP0080C	Waste bin, 80 L, with self-closing lid, bright AISI 304 stainless steel	133
PP0080CS	Waste bin, 80 L, with self-closing lid, satin finish AISI 304 stainless steel	133
PP0104CS	Wall ashtray, satin finish AISI 304 stainless steel, Medisteel series	167
PP0162C	Ashtray, bright AISI 304 stainless steel Medisteel series	167
PP0162CS	Ashtray, satin AISI 304 stainless steel Medisteel series	167
PP1065	Open waste bin, 65 L white epoxy steel	134
PP1065C	Open waste bin, 65 L, bright AISI 304 stainless steel	134
PP1065CS	Open waste bin, 65 L, satin finish AISI 304 stainless steel	134
PP1080	Open waste bin, 80 L white epoxy steel	134
PP1080C	Open waste bin, 80 L, bright AISI 304 stainless steel	134
PP1080CS	80 L open bin, satin finish AISI 304 stainless steel	134
PP1206	Square pedal bin, 6 L, white steel	138
PP1206C	Square pedal bin, 6 L, bright AISI 410 stainless steel	138
PP1206CS	Square pedal bin, 6 L, satin finish AISI 410 stainless steel	138
PP1214	Square pedal bin, 14.5 L, white steel	138
PP1214C	Square pedal bin, 14.5 L, bright AISI 410 stainless steel	138
PP1214CS	Square pedal bin, 14.5 L, satin finish AISI 410 stainless steel	138
PP1303	Round pedal bin, 3 L, white steel	139
PP1303B	Round pedal bin, 3 L, matt black steel	139
PP1303C	Round pedal bin, 3 L, bright AISI 410 stainless steel	139
PP1303CS	Round pedal bin, 3 L, satin finish AISI 410 stainless steel	139

CODE	DESCRIPTION	PAGE
PP1305	Round pedal bin, 5 L, white steel	139
PP1305B	Round pedal bin, 5 L, matte black steel	139
PP1305C	Round pedal bin, 5 L, bright AISI 410 stainless steel	139
PP1305CS	Round pedal bin, 5 L, satin finish AISI 410 stainless steel	139
PP1312	Round pedal bin, 12 L, white steel	139
PP1312B	Round pedal bin, 12 L, matte black steel	139
PP1312C	Round pedal bin, 12 L, bright AISI 410 stainless steel	139
PP1312CS	Round pedal bin, 12 L, satin finish AISI 410 stainless steel	139
PP1321	Round pedal bin, 20 L, white steel	139
PP1321C	Round pedal bin, 20 L, bright AISI 410 stainless steel	139
PP1321CS	Round pedal bin, 20 L, satin finish AISI 410 stainless steel	139
PPA2212	Open waste bin, 12 L white epoxy steel	136
PPA2212B	Open waste bin, 12 L, matte black epoxy steel	136
PPA2212CS	Open waste bin, 12 L, satin finish AISI 304 stainless steel	136
PPA2279	Open waste bin, 25 L white epoxy steel	136
PPA2279B	Open waste bin, 25 L, matte black epoxy steel	136
PPA2279C	Open waste bin, 25 L, bright AISI 304 stainless steel	136
PPA2279CS	Open waste bin, 25 L, satin finish AISI 304 stainless steel	136
PPA4010	Sanitary bin, 10 L, with double lid, white epoxy steel	138
PPA4010B	Sanitary bin, 10 L, with double lid, black epoxy steel	138
PPA4010CS	Sanitary bin, 10 L, with double lid, satin finish AISI 304 stainless steel	138
PPA4279	Open waste bin, 40 L white epoxy steel	135
PPA4279B	Open waste bin, 40 L, matte black epoxy steel	135
PPA4279C	Open waste bin, 40 L, bright AISI 304 stainless steel	135
PPA4279CS	Open waste bin, 40 L, satin finish AISI 304 stainless steel	135
PPE0010CS	Recessed waste bin 14.2 L, satin finish AISI 304 stainless steel	136
PPE0035CS	Recessed waste bin 5.4 L, satin finish AISI 304 stainless steel	136
PRO700CS	Two-roll toilet paper holder, satin finish AISI 304 stainless steel	116
PRO781	Three-roll toilet paper holder, white epoxy steel	116
PRO781C	Three-roll toilet paper holder, bright AISI 304 stainless steel	116
PRO781CS	Three-roll toilet paper holder, satin finish AISI 304 stainless steel	116
PR2783	Circular toilet paper holder, max jumbo roll size Ø 230 mm, white epoxy steel	113
PR2783B	Circular toilet paper holder, max jumbo roll size Ø 230 mm, black epoxy steel	113
PR2783C	Circular toilet paper holder, max jumbo roll size Ø 230 mm, bright AISI 304 stainless steel	113
PR2783CS	Circular toilet paper holder, max jumbo roll size Ø 230 mm, satin finish AISI 304 stainless steel	113
PR2784	Two-roll toilet paper holder, white epoxy steel	115
PR2784B	Two-roll toilet paper holder, matte black epoxy steel	115
PR2784C	Two-roll toilet paper holder, bright AISI 304 stainless steel	115
PR2784CS	Two-roll toilet paper holder, satin finish AISI 304 stainless steel	115
PR2787	Circular toilet paper holder, max jumbo roll size Ø 275 mm, white epoxy steel	114

CODE	DESCRIPTION	PAGE
PR2787B	Circular toilet paper holder, max jumbo roll size Ø 275 mm, matte black epoxy steel	114
PR2787C	Circular toilet paper holder, max jumbo roll size Ø 275 mm, bright AISI 304 stainless steel	114
PR2787CS	Circular toilet paper holder, max jumbo roll size Ø 275 mm, satin finish AISI 304 stainless steel	114
PR2789	Three-roll circular toilet paper holder, white epoxy steel	114
PR2789B	Three-roll circular toilet paper holder, matte black epoxy steel	114
PR2789C	Three-roll circular toilet paper holder, bright AISI 304 stainless steel	114
PR2789CS	Three-roll circular toilet paper holder, satin finish AISI 304 stainless steel	114
PRE700CS	Two-roll toilet paper holder for wall recess, satin finish AISI 304 stainless steel	117
PS0001CS	Mixed toilet visual signage, satin finish AISI stainless steel	176
PS0002CS	Ladies' toilet visual signage, satin finish AISI 304 stainless steel	176
PS0003CS	Gents' toilet visual signage, satin finish AISI 304 stainless steel	176
PS0004CS	Accessible toilet visual signage, satin finish AISI 304 stainless steel	176
PS0005CS	Baby changing visual signage, satin finish AISI 304 stainless steel	176
PS0006CS	Breastfeeding area visual signage, satin finish AISI 304 stainless steel	176
PS0007CS	Showers visual signage, satin finish AISI 304 stainless steel	176
PS0008CS	Silence visual signage, satin finish AISI 304 stainless steel	176
PS0009CS	No smoking visual signage, satin finish AISI 304 stainless steel	176
PS0010CS	No mobile phone use visual signage, satin finish AISI 304 stainless steel	176
RC9391005SMD	Optional toilet paper spindle for model PR2789	114
RCFB001	Air freshener beads kit, 4 units, for Dualflow, U-flow, Machflow, Speedflow and Saniflow E05 dryers	15
RPR2700CS	Shelf with toilet roll holder for placing items, satin finish AISI 304 stainless steel	114
SC0004	White ABS individual-use hair dryer	91
SC0009	Public-use hair dryer, white epoxy steel	89
SC0009B	Public-use hair dryer, black epoxy steel	89
SC0009CS	Public-use hair dryer, satin finish AISI 304 stainless steel	89
SC0010	White ABS individual-use hair dryer	92
SC0010CS	Black/silver ABS individual-use hair dryer	92
SC0020	White ABS individual-use hair dryer	93
SC0020CS	Black/silver ABS individual-use hair dryer	93
SC0030	Individual-use hair dryer with shaver socket, white ABS	93
SC0030CS	Individual-use hair dryer with shaver socket, black/silver ABS	93
SC0040	White ABS individual-use hair dryer	93
SC0050	White ABS individual-use hair dryer 2000W	92
SC0050B	Black/silver ABS individual-use hair dryer 2000W	92
SC0087	White polycarbonate individual-use hair dryer	91
SC0088	White polycarbonate individual-use hair dryer with shaver socket	91
SC0088H	Public-use hair dryer, white vitreous steel	90
SC0088HCS	Public-use hair dryer, satin finish steel	90
SC1088HT	Public-use hair dryer, white vitreous steel	90

CODE	DESCRIPTION	PAGE
SC 1088HTCS	Public-use hair dryer, satin finish steel	90
SN0027C	Recessed washbasin 110x265x305 mm, bright AISI 304 stainless steel	200
SN0027CS	Recessed washbasin 110x265x305 mm, satin finish AISI 304 stainless steel	200
SN0031C	Recessed washbasin 130x315x355 mm, bright AISI 304 stainless steel	200
SN0031CS	Recessed washbasin 130x315x355 mm, satin finish AISI 304 stainless steel	200
SN0036C	Recessed washbasin 145x355x405 mm, bright AISI 304 stainless steel	200
SN0036CS	Recessed washbasin 145x355x405 mm, satin finish AISI 304 stainless steel	200
SN0120CS	Toilet with cistern in bacteriostatic satin finish 304 stainless steel	204
SN0125CS	Floor-standing toilet, satin finish AISI 304 stainless steel	203
SN0128CS	Wall-mounted toilet, satin finish stainless steel AISI 304	203
SN0800CS	800x800 mm shower tray, satin finish AISI 304 stainless steel	204
SNLM35CS	Wall washbasin, satin finish AISI 304 stainless steel	202
SNLM56CS	Cone-shaped wall mounted washbasin, satin finish AISI 304 stainless steel	201
SNLM58CS	Wall washbasin, satin finish AISI 304 stainless steel	201
SNLM62CS	Wall-mounted horseshoe washbasin, satin finish AISI 304 stainless steel	201
SNLM64CS	Corner wall-mounted washbasin, satin finish AISI 304 stainless steel	202
SNLMP60CS	Foot pedal washbasin, satin finish AISI 304 stainless steel	202
SNLMP70CS	Knee pedal washbasin, satin finish AISI 304 stainless steel	202
SNPT21CS	Squat toilet, satin finish AISI 304 stainless steel	204
SNR027C	Recessed washbasin with overflow 110x265x305 mm, bright AISI 304 stainless steel	200
SNR027CS	Recessed washbasin with overflow 110x265x305 mm, satin finish AISI 304 stainless steel	200
SNR031C	Recessed washbasin with overflow 130x315x355 mm, bright AISI 304 stainless steel	200
SNR031CS	Recessed washbasin with overflow 130x315x355 mm, satin finish AISI 304 stainless steel	200
SNR036C	Recessed washbasin with overflow 145x355x405 mm, bright AISI 304 stainless steel	200
SNR036CS	Recessed washbasin with overflow 145x355x405 mm, satin finish AISI 304 stainless steel	200
SNU126CS	Vertical water inlet urinal, satin finish AISI 304 stainless steel	203
SNU128CS	Horizontal water inlet urinal, satin finish AISI 304 stainless steel	203
TP0140	Mahogany colour lacquered wooden seat and cover for toilets SN0125CS, SN0120CS and SN0128CS	203
TP0145	Black lacquered wooden seat and cover for toilets SN0125CS, SN0120CS and SN0128CS	203
UCM094AB	Complete set of 2 taps for washbasin installation, hand dryer, water tap and sensor soap dispenser in black brass finish (M094AB+GAJ002AB)	70
UCM095AB	Complete set of 3 taps for wall installation, hand dryer, water tap and sensor soap dispenser in black brass finish (M095AB+DJ003AB+GA003AB)	66
UCM095AC	Complete set of 3 taps for wall installation, hand dryer, water tap and sensor soap dispenser in bright chrome-plated brass finish (M095AC+DJ003AC+GA003AC)	66
UCM096AB	Complete set of 3 taps for wall installation, hand dryer, water tap and sensor soap dispenser in black brass finish (M094AB+DJ002AB+GA002AB)	74
UCM096AC	Complete set of 3 taps for wall installation, hand dryer, water tap and sensor soap dispenser in bright chrome-plated brass finish (M094AC+DJ002AC+GA002AC)	74

**MEDICLINICS, S.A. (Spain)**

C/ Industria, 54  
08025 Barcelona (España)  
Tel. +34 934 464 700  
Skype: Mediclinics  
export@mediclinics.com

**SANIFLOW CORPORATION (USA)**

3325 NW 70th Avenue  
Florida 33122, Miami (USA)  
Tel. +(305) 424 24 33  
Toll-free tel.: +1 (877) 424 24 35  
info@saniflowcorp.com  
www.saniflowcorp.com

Distributed by:

  
**mediclinics**

[www.mediclinics.com](http://www.mediclinics.com)

